



AI SPEAKING PRACTICE DOCUMENT



Determined learner.....(first name).....(last name)

Table of Contents

Day 14: Exploring ChatGPT.....	6
Day 15: Exploring Gemini.....	6
Day 16: Speak to the Camera.....	7
Day 17: Play with Meta AI.....	8
Day 18: Using Personalisation in ChatGPT.....	9
Day 19: Introducing Yourself: AI Activity.....	10
Day 20: Speaking and Presentation Practice: AI Activity.....	13
Day 21: Recap and Spoken Practice: AI Activity.....	14
Day 23: I, You, He, She, It, We, They + Action Word: AI Activity.....	17
Day 24: I, You, He, She, It, We, They: AI Activity.....	19
Day 25: Making Simple Sentences: AI Activity.....	22
Day 26: Consolidation.....	25
Day 27: Talking About Family: AI Activity.....	26
Day 28: Talking About Likes & Dislikes: AI Activity.....	29
Day 29: Daily Routine.....	31
Day 30: Daily Routine: AI Activity.....	31
Day 31: This, That, These, Those: AI Activity.....	34
Day 32: Self Study.....	36
Day 33: Consolidation: AI Activity (60 mins).....	37
Topic 1: Adaptability.....	39
Day 34: My FEA Class.....	42
Day 36: Consolidation: AI Activity.....	42
Topic 2: Ability to Communicate.....	45
Day 37: Revision and Practice: AI Activity.....	46
Day 39: What, Where, Who: AI Activity.....	49
Topic 3: Personal hygiene for employment.....	51
Day 40: Discovery: AI Spoken English Practice.....	53
Day 41: Consolidation.....	53
Day 42: When, Why, How: AI Activity.....	54
Topic: Resilience.....	56
Day 43: When, Why, How Practice: AI Activity.....	57
Day 45: Using “because” in a Sentence.....	60
Topic: Making Informed Choice.....	60
Day 46: Bonus Practice: AI Activity.....	61
Day 47: Consolidation.....	61
Day 48: Digital Learning: AI Practice.....	62
Topic: Getting along well with others.....	62
Day 49: Revision and Practice: AI Practice.....	63
Day 50: Pre-Interview Practice with AI.....	65
Topic: Impulse Control.....	65

Day 52: A2 Consolidation Practice 1.....	67
Day 53: A2 Consolidation Practice 2.....	67
Day 54: A2 Consolidation Practice 3.....	67
Topic: Good versus Bad Communication.....	68
Day 55: A2 Consolidation Practice 4.....	70
Day 56: A2 Consolidation Practice 5.....	70
Day 57: A2 Consolidation Practice 6.....	70
Topic: Shortcuts to Avoid.....	71
Day 58: A2 Consolidation Practice 7.....	72
Day 59: A2 Consolidation Practice 8.....	72
Day 60: A2 Consolidation Practice 9.....	73
Topic: Why should people learn to communicate effectively?.....	74
Day 61: A2 Consolidation Practice 10.....	75
Day 62: Describing Images + Jeopardy.....	75
Topic: Bending without Breaking.....	76
Day 63: Consolidation: AI Spoken English Practice.....	80
Day 64: Where Is It? (In, On, Under, Near): AI Activity.....	80
Topic: Teamwork.....	82
Day 65: Where is it? (Day 2) – Part 2 (between, behind, in front of).....	82
Day 66: Revision and Practice: AI Spoken English Practice.....	84
Topic: Habits of well educated people.....	84
Day 67: Describing Places: AI Activity.....	86
Day 68: Group Mentality.....	87
Day 69: Consolidation + AI Spoken Practice.....	88
Day 70: Talking About Yesterday (Part 1): AI Activity.....	88
Topic: Innovative Thinking (solve problems in smart ways).....	89
Day 71: Talking About Yesterday (Part 2): AI Activity.....	91
Day 72: Recap and Revision.....	92
Topic: Growth Mindset.....	92
Day 73: Revision and Practice: AI Activity.....	94
Day 74: Life Yesterday: AI Activity.....	94
Topic: Comfort zone and why it is important to step out of it to make progress.....	95
Day 75: Practice Time.....	97
Day 76 and 77: What are you Doing Now? AI Spoken Practice.....	98
Topic: The importance of being a disciplined person.....	99
Day 78: Consolidation Practice Time: AI Activity.....	101
Day 79: Plans for Tomorrow: AI Spoken Practice.....	102
Topic: The reason to not think about what other people say about me.....	103
Day 81: Movie Watching.....	105
Topic: Critical Thinking.....	105
Topic: Good Manners.....	106
Day 84: Digital Learning / Email Writing: AI Activity.....	108
Day 85: Revision and Practice Day.....	109
Topic: All are equal regardless of how much money one has.....	109

Day 86: Are You Ready for the Challenge? AI Activity.....	111
Day 87: Visiting the Doctor: AI Activity.....	112
Topic: Career Choices.....	112
Day 88: Visiting the Doctor – Roleplay & Speaking Practice.....	115
Day 89: Naye Daur Ke Naye Kaam.....	116
Topic: Resentment.....	116
Day 90: Naye Daur Ke Naye Kaam- Presentation.....	118
Day 91: Speaking Challenge.....	119
Topic : Art of Conversation.....	121
Day 92: Creating Tables: AI Spoken Practice.....	121
Road to Success Topic: Handling Real-Life Conversations (रोज़मर्रा की बातचीत को संभालना).....	122
Day 94: Finding Opportunities Around the World: AI Pair Work (40 mins).....	123
Day 95: Listening Activity: “Learning from Portado”	124
Road to Success Topic: Building Longer Conversation- (“बातचीत को आगे बढ़ाना”).....	125
Day 97: "My Life, My Story" – 2–3 Minute Video Presentation.....	127
Topic: Mobility: how it helps careers.....	128
Day 98: Jeopardy + Asking Questions: AI Activity.....	130
Day 100: Speaking Practice.....	131
Day 101: Help me manage my time better.....	132
Day 102: How can I become a Problem Solver?.....	135
Day 103: 1-Minute Speaking Challenge.....	137
Day 104: 90 seconds Speaking Challenge.....	138
Topic: Entrepreneurial mindset (Don't wait for jobs, create work).....	138
Day 106: Next Steps for My Career.....	140
Topic: Finding Purpose.....	140
Topic: Persistence (why giving up is easy but success is hard).....	141
Day 110: Talking About My Weekend: Presentation.....	142
Day 111: Planning a Village Trip for a Foreign Visitor.....	143
Topic: Drive to Solve Problems.....	143
Day 112: Talking in the Present (Role Play + AI Practice).....	145
Day 113: Talking in the Past – Role Play + AI Practice.....	146
Topic: How to Start a Business With Little or No Capital.....	146
Day 114: Making Your First Resume with AI.....	147
Day 115: Group Role Play Challenge.....	149
Day 116: Resume Presentation (Speaking Practice).....	150
Topic: Emotional Stability.....	150
Day 117 and 118: Mock Interview Practice.....	151
Day 119: What if I fail at what I am trying to do?.....	153
Day 120: Final Mock Interview with AI + Peer Interview.....	154
Day 121: See, Think, Speak.....	155
Day 122: Group Role Play Challenge.....	157
Day 123: Grit.....	158
Day 124: Group Discussion.....	159

Day 125: Group Discussion – Part 2.....	159
Day 126: Real-Life Roleplays for Everyday English.....	161
Day 127:Art of Conversation.....	162
Day 128: How to Apply for a Passport and a Visa?.....	163
Topic: Is waiting for a government job the only way to succeed or are there other ways to become successful?.....	164
Day 129: Making Simple Comparison.....	165
Day 130: Ask and Answer.....	167
Topic: Importance of Ethics.....	167
Day 131: Group Guess – Describe the Word + Jeopardy.....	169
Day 132: Why is it important to have single pointed attention and not multi-task?.....	169
Topic: Power of Small Daily Habits.....	171
Day 134: Solving a Problem in My Village: AI-Assisted Presentation.....	173
Topic: The Importance of Being Fearless.....	173
Day 135: Teach-Back on Using AI + Exploring Google Docs.....	175
Day 136: Presentation Skills (from nervous to confident speaker).....	176
Topic: Why is Greed Harmful?.....	176
Day 137: Everyday Shopping Conversations.....	177
Day 138- 5 Cool Things About Me.....	178
Topic: Staying Calm with Difficult People.....	178
Day 140: Giving Direction.....	180
Topic: How can I become comfortable when someone corrects me without feeling defensive? 181	
Day 141: What is a Business?.....	182
Day 142: 3-Minute Speaking Challenge: AI-Assisted Preparation.....	183
Topic: Forgiveness is the balm that heals.....	183
Day 143: Presenting: Career Research.....	184
Day 144: Making Informed Choice.....	185
Topic: Bullying and How to Cope with it?.....	186
Day 145- How to fill a Form and Ask Questions.....	187
Day 146- Let's talk about Luck.....	188
Topic: Integrity.....	189
Day 147: Practice Day 1 Before B1 Assessment.....	189
Day 148: Practice Day 2 Before B1 Assessment.....	191
Topic: Why does hate harm us?.....	191
Day 149: Final Practice Before B1 Assessment.....	194
Day 150 and 151: Student Interview.....	195
Day 152: Students Lead the Group Discussion.....	196
Day 154: Practicing Daily Conversations.....	197
Day 155: Describing People – Appearance and Personality.....	198
Day 156: Getting Ready for the B1 Interview.....	199
Day 157- Speaking Practice for the B1 Interview.....	200
Day 158– Start a Business With No Money.....	201
Day 159: Presenting: Career Research.....	202

Day 160: Listening to Instructions.....	204
Day 162 - Presenting: Career Research.....	205
Day 163: Student Reflection & Sharing.....	207
Day 163- 180: AI Spoken Activity 1 - More Practice.....	208
Day 181 to 194: AI Spoken Activity 2- More Practice.....	210

Day 14: Exploring ChatGPT

Hindi Prompt- “I am learning English. Mujhe 5 easy introductory sentences English me sikhao. Ek-ek krke sentence bolo. Mai repeat karunga/karungi”

Or

English Prompt- I am learning English. Please teach me 5 easy introductory sentences. Say one by one. I will repeat.

Day 15: Exploring Gemini

English Prompt- “I am learning English. Teach me 5 easy greetings one by one. Say one sentence. I repeat.”

Or

Hindi Prompt- “Mai English seekh rha hu. Mujhe 5 English sentence batao ek ek krke English me greet karne ke liye”

Day 16: Speak to the Camera

AI Spoken English Practice — Sign in using your own Gmail ID

1. Open Claude. Copy and paste the prompt below into the chat box. Press send. Claude will ask you questions. Use the mic button to answer each question.
2. Students to sit in a **zigzag pattern** across the classroom — so no two students are directly next to each other

Prompt: Copy Paste into Claude

I am a beginner English learner. I have been learning English for only 14 days. Please use very simple English with me. Ask me 5 questions one by one about my daily life — like my name, my family, my city, my food, my hobby. Ask one question. Wait for my answer. If my answer has a mistake, correct me gently and then ask the next question.



Day 17: Play with Meta AI

Prompt 1: *"Agar main 100 saal pehle ek chhote Indian gaon mein paida hota/hoti, toh meri life kaisi hoti? Isse ek simple story ki tarah batao. Meri daily life aur challenges bhi batao."*

- Open the App → go to **meta.ai**
- Press the **Mic button** → copy the prompt clearly from AI speaking practice document
- After getting the story, say the follow-up prompt to get the scene description

Follow-up Prompt: *"Ab is story ka ek scene describe karo jaise ek movie ka picture ho — gaon, kapde, log, environment."*

- Read through the story quietly and prepare to share with the class

Day 18: Using Personalisation in ChatGPT

Copy and paste this in the customisation box

Act like kindergarten level English teacher

Talk to me in very simple English.

Use short sentences.

Use easy words.

Ask me easy questions.

Speak very slowly, about 0.25x speed. Pause clearly between sentences.

My name is _____.

I am _____ years old.

I am a student.

My English level is of kindergarten level

I want to speak in English.

Click Save.

Test and recap:

Type this prompt “My English is beginner level. Ask me 5 easy questions about myself. Give me a sentence starter. Also give me feedback”

Read the question. Think about your answer. Click on the mic and say your answer. **Read** AI’s answer. Practice a few times. Then say, ask me next question

Day 19: Introducing Yourself: AI Activity

Before starting:

- Sit in a zig-zag pattern to avoid background noise



- Open SAB and find the 30 Questions
- Sign in to ChatGPT using your own Gmail account
- Open the "30 Questions Practice" chat — do not open a new chat

Instructions:

- Copy the 30 Questions from SAB and paste them into ChatGPT → press Send
- Click the mic button and say the prompt below
- Click the speaker icon on the AI response to listen
- Continue this pattern — speak using mic, listen using speaker

Copy paste : Prompt: "Ask me these questions one by one and give me a sentence starter. Ask me to answer in complete sentences and correct me."

30 Questions with Sentence Starters

1. What is your name?

Starter: My name is ____.

2. Where do you live?

Starter: I live in ____.

3. How old are you?

Starter: I am ____ years old.

4. Are you a student?

Starter: Yes, I am a student. / No, I am not.

5. What is your school name?

Starter: My school name is ____.

6. Which class are you in?

Starter: I am in class ____.

7. Do you have a brother?

Starter: Yes, I have ____ brother(s). / No, I don't.

8. Do you have a sister?

Starter: Yes, I have ____ sister(s). / No, I don't.

9. What is your favorite food?

Starter: My favorite food is ____.

10. What do you like?

Starter: I like ____.

11. What do you not like?

Starter: I do not like ____.

12. Do you play games?

Starter: Yes, I play _____. / No, I don't.

13. What game do you play?

Starter: I play _____.

14. Do you watch TV?

Starter: Yes, I do. / No, I don't.

15. What do you watch?

Starter: I watch _____.

16. When do you wake up?

Starter: I wake up at _____.

17. What do you do in the morning?

Starter: I _____ in the morning.

18. What do you do at night?

Starter: I _____ at night.

19. Who is your friend?

Starter: My friend is ____.

20. Do you go to school every day?

Starter: Yes, I do. / No, I don't.

21. What is your favorite subject?

Starter: My favorite subject is ____.

22. Is English easy or difficult?

Starter: English is ____ for me.

23. Do you like English?

Starter: Yes, I like English. / No, I don't.

24. What is your dream?

Starter: My dream is ____.

25. What do you want to become?

Starter: I want to become a ____.

26. Do you help your family?

Starter: Yes, I help my family. / No, I don't.

27. What do you do in the evening?

Starter: I ____ in the evening.

28. Do you use a phone?

Starter: Yes, I do. / No, I don't.

29. What do you do on Sunday?

Starter: I ____ on Sunday.

30. Can you introduce yourself? (Best – Full Practice)

Starter: Hello, my name is _____. I am _____ years old. I live in _____. I am a student.

Day 20: Speaking and Presentation Practice: AI Activity

Before starting:

- Sit in a zig-zag pattern to avoid background noise
- Use the mic feature only — speak loudly so AI can understand
- Read the sample response and practice it a few times

Copy paste on ChatGPT or Gemini

Prompt: "My English is kindergarten level. My topic is introducing myself. Ask me 10 easy questions one by one and give me a sentence starter after each question. Correct me and give me a sample response."

Remember: Log out once you finish.

Day 21: Recap and Spoken Practice: AI Activity

AI Activity (30 minutes) — Sign in using your own Gmail account

Instructions:

- Copy the questions and paste them into ChatGPT and press Send.
- Use live mode (mic) during the activity.
- After speaking, press the mute button.
- Continue until all questions are finished.
- Rename the chat to "30 Questions Practice." Open the same chat every day.

Prompt: "Ask me these questions one by one and give me a sentence starter. Ask me to answer in complete sentences and correct me. Give me a sample response."

If you finish early, say:

Prompt: "Ask me 15 more questions just like these with a sentence starter. Correct me and ask me to repeat in complete sentences."

30 Questions

1. What is your name?

I am _____.

2. How old are you?

I am _____ years old.

3. Where do you live?

I live in _____.

4. Are you a student?

Yes, I am a student. / No, I am not a student.

5. What time do you go to sleep?

I go to sleep at _____.

6. What do you eat for dinner?

I eat _____ for dinner.

7. Do you drink water in the morning?

Yes, I drink water. / No, I do not drink water.

8. What is your favorite game?

My favorite game is _____.

9. What is your favorite fruit?

My favorite fruit is _____.

10. Do you have a sister?

Yes, I have _____ sister(s). / No, I do not have a sister.

11. Do you have a brother?

Yes, I have _____ brother(s). / No, I do not have a brother.

12. What is your mother's name?

My mother's name is _____.

13. What is your father's name?

My father's name is _____.

14. Do you go to school or college?

I go to _____.

15. How do you travel to class?

I travel to class by _____.

16. Do you use a mobile phone?

Yes, I use a mobile phone. / No, I do not use a mobile phone.

17. What color are your shoes?

My shoes are _____.

18. Who do you live with?

I live with _____.

19. Do you like football?

Yes, I like football. / No, I do not like football.

20. Do you play any sport?

Yes, I play _____. / No, I do not play any sport.

21. What do you eat in the afternoon?

I eat _____ in the afternoon.

22. Do you clean your room?

Yes, I clean my room. / No, I do not clean my room.

23. Can you swim?

Yes, I can swim. / No, I cannot swim.

24. Can you make tea?

Yes, I can make tea. / No, I cannot make tea.

25. Are you tired today?

Yes, I am tired today. / No, I am not tired today.

26. Is your school big or small?

My school is _____.

27. Do you have a bicycle?

Yes, I have a bicycle. / No, I do not have a bicycle.

28. What month is this?

This month is _____.

29. Is it raining today?

Yes, it is raining today. / No, it is not raining today.

30. Do you like learning English?

Yes, I like learning English. / No, I do not like learning English.

Day 23: I, You, He, She, It, We, They + Action Word: AI Activity

AI Activity (30 minutes) – Sign in using your own Gmail account

Instructions:

- Find the 30 Questions.
- Copy the questions and paste them into ChatGPT and press Send.
- Use live mode (mic) during the activity.
- After speaking, press the mute button.
- Continue until all questions are finished.
- Rename the chat to "30 Questions Practice." Open the same chat every day.

Prompt: "Ask me these questions one by one and give me a sentence starter. Ask me to answer in complete sentences and correct me. After my answer, give me a sample response."

1. Who is in your family?

My family has _____, _____ and _____

2. How many brothers do you have?

I have ____ brothers.

3. How many sisters do you have?

I have ____ sisters.

4. Who is your mother?

My mother is _____.

5. Who is your father?

My father is _____.

6. What time do you wake up?

I wake up at _____.

7. What do you do in the morning?

I _____ in the morning.

8. What do you eat for breakfast?

I eat _____ for breakfast.

9. When do you go to school?

I go to school at _____.

10. What do you do after school?

I _____ after school.

11. Who is your teacher?

My teacher is _____.

12. What is your favorite subject?

My favorite subject is _____.

13. What do you do in class?

I _____ in class.

14. Who is your best friend?

My best friend is _____.

15. Do you like your school?

Yes, I _____ my school.

16. What is your favorite fruit?

My favorite fruit is _____.

17. What is your favorite game?

My favorite game is _____.

18. What is your favorite animal?

My favorite animal is _____.

19. What do you like to watch?

I like to watch _____.

20. What do you not like?

I do not like _____.

21. Where is your house?

My house is in _____.

22. What is near your house?

There is a _____ near my house.

23. Do you have a pet?

Yes, I have a _____.

24. Make 2 sentences with You

25. Make 2 sentences with She

26. Make 2 sentences with they

27. Make 2 sentences with I

28. Make 2 sentences with We

29. Make 2 sentences with He

30. Scroll up and say aloud all your sentences from Sentence 1 to 29

Day 24: I, You, He, She, It, We, They: AI Activity

AI Activity (30 minutes) — Sign in using your own Gmail account

Instructions:

- Copy the questions and paste them into ChatGPT and press Send.
- Use live mode (mic) during the activity.
- After speaking, press the mute button.
- Continue until all questions are finished.
- Rename the chat to "30 Questions Practice." Open the same chat every day.

Prompt: "Ask me these questions one by one and give me a sentence starter. Correct me and give a sample response. After my answer, give me a sample response."

Practice — 30 Questions

1. What are you doing?

I am _____.

2. What are you eating?

I am eating _____.

3. Where are you going?

I am going to _____.

4. What do you like?

I like _____.

5. What are you wearing?

I am wearing _____.

6. What is he doing?

He is _____.

7. What is he eating?

He is eating _____.

8. Where is he going?

He is going to _____.

9. What does he like?

He likes _____.

10. What is he wearing?

He is wearing _____.

11. What is she doing?

She is _____.

12. What is she eating?

She is eating _____.

13. Where is she going?

She is going to _____.

14. What does she like?

She likes _____.

15. What is she wearing?

She is wearing _____.

16. What is it doing?

It is _____.

17. What is it eating?

It is eating _____.

18. Where is it going?

It is going to _____.

19. What does it like?

It likes _____.

20. What color is it?

It is _____.

We

21. What are we doing?

We are _____.

22. Where are we going?

We are going to _____.

23. What are we eating?

We are eating _____.

24. What do we like?

We like _____.

25. What are we learning?

We are learning _____.

They

26. What are they doing?

They are _____.

27. What are they eating?

They are eating _____.

28. Where are they going?

They are going to _____.

29. Make 3 sentences each with I, you, he, she, it, they

30. Scroll to question 1. See the sample response and read aloud the sample responses given by AI.

Day 25: Making Simple Sentences: AI Activity


AI Activity (30 minutes) — Sign in using your own Gmail account

Instructions:

- Copy the questions and paste them into ChatGPT and press Send.
- Use live mode (mic) during the activity.
- After speaking, press the mute button.
- Continue until all questions are finished.
- Rename the chat to "30 Questions Practice." Open the same chat every day.

Prompt: "Ask me these questions one by one and give me sentence starters."

☀️ Pronoun Practice (30 Questions)

 I / You

1. What are you doing? (आप क्या कर रहे हैं?)
👉 I am _____.
 2. What are you eating? (आप क्या खा रहे हैं?)
👉 I am eating _____.
 3. Where are you going? (आप कहाँ जा रहे हैं?)
👉 I am going to _____.
 4. What do you like? (आपको क्या पसंद है?)
👉 I like _____.
 5. What are you wearing? (आप क्या पहन रहे हैं?)
👉 I am wearing _____.
-

 He

6. What is he doing? (वह (लड़का) क्या कर रहा है?)
👉 He is _____.
 7. What is he eating? (वह (लड़का) क्या खा रहा है?)
👉 He is eating _____.
 8. Where is he going? (वह (लड़का) कहाँ जा रहा है?)
👉 He is going to _____.
 9. What does he like? (उसे क्या पसंद है?)
👉 He likes _____.
 10. What is he wearing? (वह (लड़का) क्या पहन रहा है?)
👉 He is wearing _____.
-

 She

11. What is she doing? (वह (लड़की) क्या कर रही है?)
☞ She is _____.
12. What is she eating? (वह (लड़की) क्या खा रही है?)
☞ She is eating _____.
13. Where is she going? (वह (लड़की) कहाँ जा रही है?)
☞ She is going to _____.
14. What does she like? (उसे क्या पसंद है?)
☞ She likes _____.
15. What is she wearing? (वह (लड़की) क्या पहन रही है?)
☞ She is wearing _____.

It (animals/things)

16. What is it doing? (वह (जानवर/वस्तु) क्या कर रहा है?)
☞ It is _____.
 17. What is it eating? (वह (जानवर) क्या खा रहा है?)
☞ It is eating _____.
 18. Where is it going? (वह (जानवर/वस्तु) कहाँ जा रहा है?)
☞ It is going to _____.
 19. What does it like? (उसे क्या पसंद है?)
☞ It likes _____.
 20. What color is it? (यह किस रंग का है?)
☞ It is _____.
-

We

21. What are we doing? (हम क्या कर रहे हैं?)
☞ We are _____.
 22. Where are we going? (हम कहाँ जा रहे हैं?)
☞ We are going to _____.
 23. What are we eating? (हम क्या खा रहे हैं?)
☞ We are eating _____.
 24. What do we like? (हमें क्या पसंद है?)
☞ We like _____.
 25. What are we learning? (हम क्या सीख रहे हैं?)
☞ We are learning _____.
-

They

26. What are they doing? (वे क्या कर रहे हैं?)
☞ They are _____.

27. What are they eating? (वे क्या खा रहे हैं?)
👉 They are eating _____.
28. Where are they going? (वे कहाँ जा रहे हैं?)
👉 They are going to _____.
29. What do they like? (उन्हें क्या पसंद है?)
👉 They like _____.
30. What are they playing? (वे क्या खेल रहे हैं?)
👉 They are playing _____.

Day 26: Consolidation

AI Speaking Practice (Tablets)

- Open Gemini → log in with Gmail → open Live Conversation
- Turn on the camera and look directly at it
- Say this prompt aloud:

"Hello Gemini. I will introduce myself in 5 sentences. After I finish, give me feedback on my English"

- Speak 5 sentences: name, hometown, study/work, hobby, dream job

Listen to feedback and repeat to improve

Day 27: Talking About Family: AI Activity

AI Activity (30 minutes) — Sign in using your own Gmail account

Instructions:

- Copy the questions and paste them into ChatGPT and press Send.
- Use live mode (mic) during the activity.
- After speaking, press the mute button.
- Continue until all questions are finished.
- Rename the chat to "30 Questions Practice." Open the same chat every day.

Prompt: "Ask me these questions one by one and give me a sentence starter. Ask me to answer in complete sentences."

Family — 30 Speaking Questions

1. What is your name?

My name is _____

2. How old are you?

I am _____ years old

3. What is your father's name?

My father's name is _____

4. What is your mother's name?

My mother's name is _____

5. Do you have a family?

Yes, I have a family

6. How many people are in your family?

I have _____ people in my family

7. Who is in your family?

In my family, there is _____

8. What does your father do?

My father is a _____

9. What does your mother do?

My mother is a _____

10. Do you have a brother?

Yes, I have _____ brother

11. Do you have a sister?

Yes, I have _____ sister

12. How many brothers do you have?

I have _____ brothers

13. How many sisters do you have?

I have _____ sisters

14. Do you have grandparents?

Yes, I have grandparents

15. Who is the oldest in your family?

_____ is the oldest in my family

16. Who is the youngest in your family?

_____ is the youngest in my family

17. Is your family big or small?

My family is _____

18. Do you live with your family?

Yes, I live with my family

19. Where does your family live?

My family lives in _____

20. Do you love your family?

Yes, I love my family

21. Why do you love your family?

I love my family because _____

22. Do you help your family?

Yes, I help my family

23. What do you do for your family?

I _____ for my family

24. Do you eat together with your family?

Yes, we eat together

25. Do you talk with your family?

Yes, I talk with my family

26. Are you happy with your family?

Yes, I am happy

27. Who do you like most in your family?

I like _____ most

28. Why do you like this person?

I like _____ because _____

29. Do you have a big or small house?

My house is _____

30. Tell me 3 things about your family

My family is _____ / My father is _____ / I have _____

Day 28: Talking About Likes & Dislikes: AI Activity

AI Activity (30 minutes) — Sign in using your own Gmail account

Instructions:

- Open SAB and find the 30 Questions.
- Copy the questions and paste them into ChatGPT and press Send.
- Use live mode (mic) during the activity.
- After speaking, press the mute button.
- Continue until all questions are finished.
- Rename the chat to "30 Questions Practice." Open the same chat every day.

Prompt: "Ask me these questions one by one and give me a sentence starter. Ask me to answer in complete sentences and correct me. Give me a sample response."

Presentation Topics

Step 1: Introduce Yourself (7–10 sentences)

Prompt: *Tell us about yourself.*

Sentence starters:

- My name is ____
- I am ____ years old
- I live in ____
- I study in ____
- I like ____
- I have ____ (brother/sister/friend)
- My favorite food is ____
- My favorite color is ____
- I enjoy ____
- I want to become ____

Step 2: Greet a New FEA Friend

Prompt: *Say hello to a new friend in different ways.*

Sentence starters:

- Hello, my name is ____
- Hi, how are you?
- Good morning, I am ____
- Good afternoon, nice to meet you
- Good evening, how are you?
- Hey, I am ____
- Hi there, what is your name?

Step 3: Person + Action + Object (5 sentences)

Prompt: *Make 5 sentences using person + action + object.*

Sentence starters:

- Ravi is reading ____
- Sita is eating ____
- Ram is playing ____
- Riya is drawing ____
- Aman is watching ____

Day 29: Daily Routine

Group 2: AI Speaking Practice (Tablets)

- Open Gemini → log in with Gmail → open Live Conversation
- Turn on the camera and look directly at it
- Say this prompt aloud:

"Hello Gemini. I will share my daily routine in 7 sentences. After I finish, give me feedback on my English and facial expressions."

- Listen to feedback and repeat to improve

Day 30: Daily Routine: AI Activity

AI Activity — Sign in using your own Gmail account

Instructions:

- Open SAB and find the 30 Questions.
- Copy the questions and paste them into ChatGPT and press Send.
- Use live mode (mic) during the activity.
- After speaking, press the mute button.
- Continue until all questions are finished.
- Rename the chat to "30 Questions Practice." Open the same chat every day.

Prompt: "Ask me these questions one by one and give me a sentence starter. Ask me to answer in complete sentences and correct me."

30 Questions — Daily Routine

1. What time do you wake up?

I wake up at _____.

2. What do you do after waking up?

After waking up, I _____.

3. What do you do in the morning?

In the morning, I _____.

4. What do you eat for breakfast?

For breakfast, I eat _____.

5. What do you drink in the morning?

In the morning, I drink _____.

6. What time do you leave home?

I leave home at _____.

7. How do you go to school or college?

I go by _____.

8. What time do you reach school or college?

I reach at _____.

9. What do you do in class?

In class, I _____.

10. Who do you sit with in class?

I sit with _____.

11. What do you learn in class?

In class, I learn _____.

12. What do you do during the break?

During the break, I _____.

13. What do you eat at lunch?

At lunch, I eat _____.

14. What do you do after school or college?

After school/college, I _____.

15. What do you do in the afternoon?

In the afternoon, I _____.

16. What do you do in the evening?

In the evening, I _____.

17. Do you watch TV in the evening?

Yes, I watch _____.

18. Do you use your phone in the evening?

Yes, I _____ on my phone.

19. What do you eat for dinner?

For dinner, I eat _____.

20. What time do you eat dinner?

I eat dinner at _____.

21. What do you do after dinner?

After dinner, I _____.

22. Do you study at night?

Yes, I study _____.

23. Do you talk to your family at night?

Yes, I talk to _____.

24. What do you do before sleeping?

Before sleeping, I _____.

25. What time do you sleep?

I sleep at _____.

26. Do you pray every day?

Yes, I _____.

27. Do you help your family?

Yes, I help with _____.

28. Do you exercise in the morning?

Yes, I _____.

29. Do you talk to friends every day?

Yes, I talk to _____.

30. Do you feel happy in your daily life?

Yes, I feel _____.

Day 31: This, That, These, Those: AI Activity

AI Activity (30 minutes) — Sign in using your own Gmail account

Instructions:

- Open SAB and find the 30 Questions.
- Copy the questions and paste them into ChatGPT and press Send.
- Use live mode (mic) during the activity.
- After speaking, press the mute button.
- Continue until all questions are finished.
- Rename the chat to "30 Questions Practice." Open the same chat every day.

Prompt: "Ask me these questions one by one and give me a sentence starter. Ask me to answer in complete sentences and correct me."

30 Questions

1. Make one sentence with "this."
Sentence starter: This is _____.
2. Make one sentence with "that."
Sentence starter: That is _____.
3. Make one sentence with "these."
Sentence starter: These are _____.
4. Make one sentence with "those."
Sentence starter: Those are _____.
5. Make two sentences with "this."
Sentence starters:
This is _____.
This is _____.
6. Make two sentences with "that."
Sentence starters:
That is _____.
That is _____.
7. Make two sentences with "these."
Sentence starters:
These are _____.
These are _____.
8. Make two sentences with "those."
Sentence starters:

Those are _____.

Those are _____.

9. Make 3 sentences about yourself.

Sentence starters:

I am _____.

I live in _____.

I like _____.

10. Tell about your friend in 3 sentences.

Sentence starters:

My friend is _____.

My friend lives in _____.

My friend likes _____.

11. Tell about your FEA teacher in 3 sentences.

Sentence starters:

My FEA teacher is _____.

My teacher teaches _____.

My teacher is _____.

12. Tell about your family in 3 sentences.

Sentence starters:

There are _____ people in my family.

My father is _____.

My mother is _____.

13. Tell about your daily routine in 3 sentences.

Sentence starters:

I wake up at _____.

I go to _____.

In the evening, I _____.

14. Tell about your village or city in 3 sentences.

Sentence starters:

My village/city is _____.

In my village/city there is _____.

I like _____ in my village/city.

Day 32: Self Study

AI Live Speaking Practice (30 minutes) — Sign in using your own Gmail account

Instructions:

1. Open the Gemini app on your tablet and log in with your Gmail account.
2. On the home screen, find Live Conversation and tap on it.
3. On the next screen, tap the video camera icon at the bottom.
4. If a permission screen appears, tap Allow for both camera and microphone.
5. Look directly into the camera — not at yourself on screen.
6. When Gemini is ready, say this clearly:

"Hello Gemini. I will share my daily routine in 10 sentences. After I finish, give me feedback on my English and facial expressions."

7. Wait for Gemini to respond.
8. Speak your 10 sentences about your daily routine — slowly and clearly.
9. Listen to the feedback Gemini gives you.
10. Try once more using the feedback to speak better.

Day 33: Consolidation: AI Activity (60 mins)

AI Activity (60 minutes) — Sign in using your own Gmail account

Instructions:

- Open SAB and find the 30 Questions.
- Copy the questions and paste them into ChatGPT and press Send.
- Use live mode (mic) during the activity.
- After speaking, press the mute button.
- Continue until all questions are finished.
- Rename the chat to "30 Questions Practice." Open the same chat every day.

Prompt: "Ask me these questions one by one and give me a sentence starter. Ask me to answer in complete sentences and correct me. Give the first answer as a sample answer."

This / That / These / Those — Object Description Practice

1. Pick something near you. (अपने पास की किसी वस्तु को चुनें)
Sentence Starter: This is a _____. It is _____.

You need to fill in the blanks like this:

- "This is a _____." → say the **name of the object**
- "It is _____." → describe it (color, size, shape, etc.)

Examples:

This is a **book**. It is **blue**. This is a **pen**. It is **small**.

2. Pick something far from you. (दूर की किसी वस्तु को चुनें)
Sentence Starter: That is a _____. It is _____.
3. Pick two things near you. (पास की 2 वस्तुएँ चुनें)
Sentence Starter: These are _____. They are _____.
4. Pick two things far from you. (दूर की 2 वस्तुएँ चुनें)
Sentence Starter: Those are _____. They are _____.
5. Pick one small object near you. (पास की छोटी वस्तु चुनें)
Sentence Starter: This is a small _____. It is _____.
6. Pick one object far from you. (दूर की किसी वस्तु को चुनें)
Sentence Starter: That is a _____. It is _____.
7. Pick something you use every day. (रोज़मर्रा की किसी वस्तु को चुनें)
Sentence Starter: This is my _____. I use it for _____.

8. Pick something you do not use often. (अक्सर न उपयोग की जाने वाली वस्तु चुनें)
Sentence Starter: That is a _____. I do not use it often.
9. Pick three objects near you. (पास की 3 वस्तुएँ चुनें)
Sentence Starter: These are _____. They are _____.
10. Pick three objects far from you. (दूर की 3 वस्तुएँ चुनें)
Sentence Starter: Those are _____. They are _____.
11. Pick an object near you. Describe its color. (पास की वस्तु का रंग बताएं)
Sentence Starter: This is a _____. It is _____ in color.
12. Pick an object far from you. Describe its color. (दूर की वस्तु का रंग बताएं)
Sentence Starter: That is a _____. It is _____ in color.
13. Pick two objects near you. Describe their size. (पास की 2 वस्तुओं का आकार बताएं)
Sentence Starter: These are _____. They are _____.
14. Pick two objects far from you. Describe their size. (दूर की 2 वस्तुओं का आकार बताएं)
Sentence Starter: Those are _____. They are _____.
15. Pick one object near you. Say why you like it. (पास की वस्तु चुनें और क्यों पसंद है बताएं)
Sentence Starter: This is a _____. I like it because _____.
16. Pick one object far from you. Say why you like it. (दूर की वस्तु चुनें और क्यों पसंद है बताएं)
Sentence Starter: That is a _____. I like it because _____.
17. Pick one object near you. Say why you do not like it. (पास की वस्तु चुनें और क्यों पसंद नहीं है बताएं)
Sentence Starter: This is a _____. I do not like it because _____.
18. Pick one object far from you. Say why you do not like it. (दूर की वस्तु चुनें और क्यों पसंद नहीं है बताएं)
Sentence Starter: That is a _____. I do not like it because _____.
19. Pick two objects near you. Say what you use them for. (पास की 2 वस्तुएँ चुनें और उपयोग बताएं)
Sentence Starter: These are _____. I use them for _____.
20. Pick two objects far from you. Say what you use them for. (दूर की 2 वस्तुएँ चुनें और उपयोग बताएं)
Sentence Starter: Those are _____. I use them for _____.
21. Pick one object near you and one far from you. Make 2 sentences. (पास और दूर की एक वस्तु चुनें)
Sentence Starter: This is a _____. That is a _____.
22. Pick an object near you. Describe its shape. (पास की वस्तु का आकार बताएं)
Sentence Starter: This is a _____. It is _____ shaped.

23. Pick an object far from you. Describe its shape. (दूर की वस्तु का आकार बताएं)
Sentence Starter: That is a _____. It is _____ shaped.
24. Pick multiple objects near you. Say one more sentence about them. (पास की कई वस्तुएँ चुनें)
Sentence Starter: These are _____. They are _____.
25. Pick multiple objects far from you. Say one more sentence about them. (दूर की कई वस्तुएँ चुनें)
Sentence Starter: Those are _____. They are _____.
26. Pick one object near you. Make 2 sentences: name + opinion. (पास की वस्तु चुनें)
Sentence Starter: This is a _____. I think it is _____.
27. Pick one object far from you. Make 2 sentences: name + opinion. (दूर की वस्तु चुनें)
Sentence Starter: That is a _____. I think it is _____.
28. Pick two objects near you. Make 2 sentences: name + description. (पास की 2 वस्तुएँ चुनें)
Sentence Starter: These are _____. They are _____.
29. Pick two objects far from you. Make 2 sentences: name + description. (दूर की 2 वस्तुएँ चुनें)
Sentence Starter: Those are _____. They are _____.
30. Look around and choose 3 objects. Make 3 sentences: name + description + use. (3 वस्तुएँ चुनें)
Sentence Starter: These are _____. They are _____. I use them for _____.

Topic 1: Adaptability

Prompt: Copy and Paste

You are my English teacher and mentor. I am an A0/A1 level student from a rural background. Use very simple English. Keep answers short (4–5 lines at a time).

Language Rule (follow this throughout):

- When explaining a concept, introducing a new idea, or sharing a story → write it in Hindi first (2–3 lines), then write the same in simple English right below it.
- When asking a question, giving a scenario, or doing roleplay → ask in English first, then give the Hindi translation in brackets right after.
- Always end every question with: "You can answer in English or Hindi — whatever feels easier. (आप अंग्रेज़ी या हिंदी में जवाब दे सकते हैं — जो आसान लगे।)"

Important: Whenever you ask me any question:

- Write the same question in Hindi in brackets right after the English question.
Example: "What did you do today? (आज आपने क्या किया?)"
- After every question, add this reminder line: "You can answer in English or Hindi — whatever feels easier for you. (आप अंग्रेज़ी या हिंदी में जवाब दे सकते हैं — जो आसान लगे।)"

Teach me about "Adaptability" step by step: First, explain what adaptability means in simple words. Give an example from everyday life (like a student who moves to a new city and learns to cook, manage money, and make new friends). Then ask me 1 question before moving ahead. Slowly show how adaptability matters in different areas — family life, relationships, new places, and also at work.

Add engagement:

1. Ask me "what will happen if a person refuses to change anything about themselves even when life changes around them?"
2. Ask for 1 real-life example from my own life or someone I know who had to adjust to a big change — it could be anything (new school, new city, loss, new job, new family situation)
3. Give 1 small decision challenge (e.g., your family has moved to a new town and everything feels different and difficult — what do you do?)
4. Do a short roleplay: you are a close friend, I have just gone through a big life change — help me think about how to adjust

Story rule:

- Share 1 short story (3–4 lines) of a person whose life became better because they accepted change and adapted
- Ask 1 question after the story
- Do not move ahead until I answer well

Then:

- Ask 1 question about a time I personally had to adapt to something difficult
- Give 1 scenario: your close friend group has broken apart and you feel alone in a new place — how do you adapt and move forward?

Always correct my sentences. Give only 2 new words per step. Keep giving me new scenarios and keep pushing me to speak more.

Day 34: My FEA Class

Practice with AI (30 mins)

Instructions:

1. Students open **Gemini/ChatGPT** on their device.
2. Copy and paste this prompt to start:

"I want to practice my English. I will speak about 2 topics one by one. For each topic, I will speak at least 40 words. After I finish a topic, please ask me 2 easy and simple follow-up questions one by one. I will answer each question using at least 20 words. Once we complete the questions for one topic, move to the next. After both topics and all answers are finished, give me my CEFR level and a table of my mistakes. My topics are: Introduce yourself and Tell me about your family."

3. Use the **mic button** to speak — do not type answers.
4. Speak on **Topic 1**. Gemini/ChatGPT will then ask **2 follow-up questions** — answer each one by one using the mic.
5. Repeat the same for **Topic 2** and **Topic 2**.
6. At the end, Gemini will show a **CEFR level** and a **table of mistakes**.
7. Students **show the result to the teacher**.

Day 36: Consolidation: AI Activity

AI Activity (30 minutes) — Sign in using your own Gmail account

Instructions:

- Open SAB and find the 30 Questions.
- Copy the questions and paste them into ChatGPT and press Send.
- Use live mode (mic) during the activity.
- After speaking, press the mute button.
- Continue until all questions are finished.
- Rename the chat to "30 Questions Practice." Open the same chat every day.

Prompt: "Ask me these questions one by one and give me a sentence starter. Ask me to answer in complete sentences and correct me. Do not give the correct answer before I answer."

'But' and 'So' Speaking Practice — 30 Questions

Students must:

1. Fill **but** / **so**
 2. Speak the **full sentence**
-

Simple “but / so” Speaking Practice (30)

1. I like mangoes _____ I don't like grapes.
Say full sentence.
 2. It is cold _____ I wear a jacket.
Say full sentence.
 3. It is hot _____ I turn on the fan.
Say full sentence.
 4. I have a pen _____ no paper.
Say full sentence.
 5. I am hungry _____ I eat food.
Say full sentence.
-

6. She is tall _____ he is short.
Say full sentence.
 7. The box is big _____ it is light.
Say full sentence.
 8. It is dark _____ I turn on the light.
Say full sentence.
 9. I am thirsty _____ I drink water.
Say full sentence.
 10. I can sing _____ I cannot dance.
Say full sentence.
-

11. It is my birthday _____ I am happy.
Say full sentence.
12. I have a ball _____ no bat.
Say full sentence.
13. The floor is dirty _____ I clean it.
Say full sentence.
14. She is small _____ she is strong.
Say full sentence.
15. I am tired _____ I go to sleep.
Say full sentence.

16. I like cats _____ I don't like dogs.

Say full sentence.

17. My phone is dead _____ I charge it.

Say full sentence.

18. It is sunny _____ I wear a hat.

Say full sentence.

19. I have a pencil _____ no eraser.

Say full sentence.

20. I am late _____ I run.

Say full sentence.

21. Tell about your friend in 3 sentences.

Sentence starters:

My friend is _____.

My friend lives in _____.

My friend likes _____.

22. Tell about your FEA teacher in 3 sentences.

Sentence starters:

My FEA teacher is _____.

My teacher teaches _____.

My teacher is _____.

23. Tell about your family in 3 sentences.

Sentence starters:

There are _____ people in my family.

My father is _____.

My mother is _____.

24. Tell about your daily routine in 3 sentences.

Sentence starters:

I wake up at _____.

I go to _____.

In the evening, I _____.

25. Tell about your village or city in 3 sentences.

Sentence starters:

My village/city is _____.

In my village/city there is _____.

I like _____ in my village/city.

26. He studies hard _____ he passes.

Say full sentence.

27. Make a sentence with so

28. Make a sentence with but

29. Make a sentence with but

30. Make a sentence with so

Topic 2: Ability to Communicate

Prompt: Copy and Paste

"Act as Kaka, a warm and wise old man from a small Indian village. Your goal is to help me practice 'Ability to Communicate' through engaging stories.

Language Rule (follow this throughout):

- When setting a scene, describing what is happening, or continuing the story → write it in Hindi first (2–3 lines), then write the same in simple English right below it.
- When asking a question or giving me a choice → ask in English first, then give the Hindi translation in brackets right after.
- Always end every question with: "You can answer in English or Hindi — whatever feels easier. (आप अंग्रेज़ी या हिंदी में जवाब दे सकते हैं — जो आसान लगे।)"

Your Rules:

Voice: Speak in clear, natural English at an A0/A1 level. Use simple sentences and everyday words. Occasionally use Hindi words like beta, arre, accha, haan, and namaste to stay in character.

Language Support: Whenever you ask me a question, write the same question in Hindi in brackets right after. Example: "What will you do now? (अब आप क्या करेंगे?)" Then add: "You can answer in English or Hindi — whatever feels easier. (आप अंग्रेज़ी या हिंदी में जवाब दे सकते हैं — जो आसान लगे।)"

Style: You are a grandfatherly figure, not a teacher. Never lecture or give 'tips.' Tell the story as if we are sitting together having chai.

Structure: Every response must be 3–5 lines long. End every message with one clear question that forces me to make a choice or speak to someone in the story.

The 'Push': If my answer is too short (less than 10 words), stay in character and say something like, 'Accha beta, but tell me more...' to encourage me to explain my thoughts.

Natural Correction: If I make a grammar mistake, do not point it out. Simply use the correct version in your next sentence naturally.

The Setting: Start the roleplay now with a small conflict or mystery in the village (the market, a neighbor's house, or the school) where I need to use my communication skills to help.

Start the story now."

Day 37: Revision and Practice: AI Activity

AI Activity (30 minutes) — Sign in using your own Gmail account

Instructions:

- Open SAB and find the 30 Questions.
- Copy the questions and paste them into ChatGPT and press Send.
- Use (mic) during the activity.
- Continue until all questions are finished.

Prompt: "Ask me these questions one by one and give me a sentence starter. Ask me to answer in complete sentences and correct me."

'But' and 'So' Speaking Practice — 30 Questions

Students must:

1. Fill **but / so**
 2. Speak the **full sentence**
-

Simple "but / so" Speaking Practice (30)

1. I like mangoes _____ I don't like grapes.
Say full sentence.

2. It is cold _____ I wear a jacket.
Say full sentence.
3. It is hot _____ I turn on the fan.
Say full sentence.
4. I have a pen _____ no paper.
Say full sentence.
5. I am hungry _____ I eat food.
Say full sentence.
6. She is tall _____ he is short.
Say full sentence.
7. The box is big _____ it is light.
Say full sentence.
8. It is dark _____ I turn on the light.
Say full sentence.
9. I am thirsty _____ I drink water.
Say full sentence.
10. I can sing _____ I cannot dance.
Say full sentence.
11. It is my birthday _____ I am happy.
Say full sentence.
12. I have a ball _____ no bat.
Say full sentence.
13. The floor is dirty _____ I clean it.
Say full sentence.
14. She is small _____ she is strong.
Say full sentence.
15. I am tired _____ I go to sleep.
Say full sentence.
16. I like cats _____ I don't like dogs.
Say full sentence.
17. My phone is dead _____ I charge it.
Say full sentence.
18. It is sunny _____ I wear a hat.
Say full sentence.
19. I have a pencil _____ no eraser.
Say full sentence.
20. I am late _____ I run.
Say full sentence.
21. Tell about your friend in 3 sentences.
Sentence starters:
My friend is _____.
My friend lives in _____.
My friend likes _____.
22. Tell about your FEA teacher in 3 sentences.
Sentence starters:
My FEA teacher is _____.

My teacher teaches _____.

My teacher is _____.

23. Tell about your family in 3 sentences.

Sentence starters:

There are _____ people in my family.

My father is _____.

My mother is _____.

24. Tell about your daily routine in 3 sentences.

Sentence starters:

I wake up at _____.

I go to _____.

In the evening, I _____.

25. Tell about your village or city in 3 sentences.

Sentence starters:

My village/city is _____.

In my village/city there is _____.

I like _____ in my village/city.

26. He studies hard _____ he passes.

Say full sentence.

27. Make a sentence with so

28. Make a sentence with but

29. Make a sentence with but

30. Make a sentence with so

Day 39: What, Where, Who: AI Activity

AI Activity (30 minutes) — Sign in using your own Gmail account

Instructions:

- Open SAB and find the 30 Questions.
- Copy the questions and paste them into ChatGPT and press Send.
- Use live mode (mic) during the activity.
- After speaking, press the mute button.
- Continue until all questions are finished.
- Rename the chat to "30 Questions Practice." Open the same chat every day.

Prompt: "Ask me these questions one by one and give me a sentence starter. Ask me to answer in complete sentences and correct me."

WHAT Questions

1. What do you do after school?

After school I _____.

2. What is your favorite color?

My _____ is _____.

3. What is your favorite fruit?

My _____ is _____.

4. What do you eat for breakfast?

I eat _____ for breakfast.

5. What do you learn in English class?

I want to learn _____ in English class.

6. What is your favorite food?

My _____ is _____.

7. What is your hobby?

My _____ is _____.

8. What is your dream job?

My _____ is _____.

9. Complete this question: What is _____?

10. Ask 2 questions with 'what'.

WHERE Questions

11. Where is your home?

My _____ is in _____.

12. Where is your FEA class?

My FEA class is in _____.

13. Where is your bag?

My _____ is on the chair.

14. Where is your bottle?

My _____ is on the table.

15. Where is your pen?

My _____ is in my hand.

16. Where is your phone?

My _____ is in my pocket.

17. Where is your pencil?

My _____ is in the box.

18. Where is your teacher?

My _____ is in the room.

19. Where is your village?

My _____ is in _____.

20. Where is your friend?

My _____ is in _____.

21. Make 2 questions with 'where'.

WHO Questions

22. Who is your best friend?

My _____ is _____.

23. Who is your English teacher?

My _____ is _____.

24. Who is your class partner?

My _____ is _____.

25. Who is your father?

My _____ is _____.

26. Who is your mother?

My _____ is _____.

27. Who is your brother?

My brother is _____.

28. Who is your sister?

My sister is _____.

29. Who is your FEA teacher?

My FEA teacher is _____.

30. Make 2 questions with 'who'?

Topic 3: Personal hygiene for employment

Prompt: Copy and Paste

"You are a mentor helping young adults from rural India prepare for employment. Their spoken English is A1-A2 level – simple sentences, sometimes grammar mistakes. Topic: Personal Hygiene for Employment. Duration: 40 minutes.

Language Rule (follow this throughout):

- When telling a story, explaining a concept, or giving a lesson → write it in Hindi first (2–3 lines), then write the same in simple English right below it.
- When asking a question or doing the roleplay → ask in English first, then give the Hindi translation in brackets right after.
- Always end every question with: "You can answer in English or Hindi – whatever feels easier. (आप अंग्रेज़ी या हिंदी में जवाब दे सकते हैं – जो आसान लगे।)"

Rules:

- Ask ONE question at a time. Wait for their answer.
- Correct English only if they give one-word answers, unclear answers, or off-topic replies.
- Use simple words. If a word is difficult, explain it in brackets.

- Structure the session in 4 parts:
 1. Village life story (stop at hardest moment, ask 3 questions).
 2. Workplace story (stop at hardest moment, ask 3 questions, then give 2-sentence lesson).
 3. Their own life reflection (ask for examples, connect to lesson).
 4. Job situation roleplay (ask what they would do/say, discuss answers).
- End with: one-sentence summary of lesson, CEFR estimate, and one positive feedback point."

Day 40: Discovery: AI Spoken English Practice

AI Spoken English Practice (30 mins)

- Open SAB — use your assigned tablet (with your name sticker)
- Open Gemini — sign in with your Gmail account
- Open Live Conversation feature
- Speak loudly and clearly so Gemini can hear you
- Before starting: Practice saying the prompt aloud a few times, then say it to Gemini.

Prompt: 1. "My English is kindergarten level. My topic is introducing myself. Ask me 10 easy questions one by one and give a sentence starter. Correct my answer and give me a sample response. After all the questions, score my English using CEFR."

Prompt: 2. "My next topic is Family."

Prompt: 3. "My next topic is Career."

Prompt: 4. "My next topic is Likes and Dislikes."

After finishing all 4 topics: Go to the chat → rename it 'AI Spoken Test'. From next time, always use this same chat for spoken practice.

Day 41: Consolidation

AI Live Speaking Practice (30 minutes) — Sign in using your own Gmail account

Instructions:

1. Open the Gemini app on your tablet and log in with your Gmail account.
2. On the home screen, find Live Conversation and tap on it.
3. On the next screen, tap the video camera icon at the bottom.
4. If a permission screen appears, tap Allow for both camera and microphone.
5. Look directly into the camera — not at yourself on screen.
6. When Gemini is ready, say this clearly:

"Hello Gemini. I will share my daily routine in 10 sentences. After I finish, give me feedback on my English and facial expressions."

7. Wait for Gemini to respond.
8. Speak your 10 sentences about your daily routine — slowly and clearly.
9. Listen to the feedback Gemini gives you.
10. Try once more using the feedback to speak better.

Day 42: When, Why, How: AI Activity

AI Activity (30 minutes) — Sign in using your own Gmail account

Instructions:

- Open SAB and find the 30 Questions.
- Copy the questions and paste them into ChatGPT and press Send.
- Use live mode (mic) during the activity.
- After speaking, press the mute button.
- Continue until all questions are finished.
- Rename the chat to "30 Questions Practice." Open the same chat every day.

Prompt: "Ask me these questions one by one and give me a sentence starter. Ask me to answer in complete sentences and correct me."

WHEN Questions

1. When do you eat lunch?

I eat lunch at _____.

2. When do you wake up?

I wake up at _____.

3. When do you sleep?

I sleep at _____.

4. When do you play?

I play in the _____.

5. When do you go to school?

I go to school at _____.

6. When do you study?

I study in the _____.

7. When do you brush your teeth?

I brush my teeth in the _____.

8. When do you take a bath?

I take a bath _____.

9. When do you come home?

I come home at _____.

10. Ask 2 questions using 'when'.

WHY Questions

11. Why are you happy?

I am happy because _____.

12. Why do you learn English?

I learn English because _____.

13. Why do you eat food?

I eat food because _____.

14. Why do you drink water?

I drink water because _____.

15. Why are you sad?

I am sad because _____.

16. Why do you wear a jacket?

I wear a jacket because _____.

17. Why do you use a fan?

I use a fan because _____.

18. Why do you go to the doctor?

I go to the doctor because _____.

19. Ask 2 questions with 'why'.

20. Why do you study?

I study because _____.

HOW Questions

21. How do you go to school?

I go to school by _____.

22. How do you cook Maggi?

First step is _____. Next step is _____. After that _____. At last _____.

23. How do you make tea?

First step is _____. Next step is _____. After that _____.

24. How do you come to FEA?

I come to FEA by _____.

25. Ask 2 questions with 'How'.

Topic: Resilience

AI Platform Preference: Gemini - Claude - ChatGPT

Prompt: Copy and Paste

You are a friendly, patient English-speaking life coach named Arjun. You are 22 years old, grew up in a small town, and now work with young people helping them get ready for jobs and life. You speak simply. You are warm. You never lecture. You never sound like a teacher.

Language Rule (follow this throughout):

- When telling a story, explaining a concept, or introducing a new idea → write it in Hindi first (2–3 lines), then write the same in simple English right below it.
- When asking a question, giving a challenge situation, or doing any interactive part → ask in English first, then give the Hindi translation in brackets right after.
- Always end every question with: "You can answer in English or Hindi — whatever feels easier. (आप अंग्रेज़ी या हिंदी में जवाब दे सकते हैं — जो आसान लगे।)"

THE STUDENT: Age 18–24, from a village or small town in India. English level A1-A2 — can understand and speak simple English. Use only SHORT, SIMPLE sentences. Max 2 lines per reply. Ask ONLY ONE question per turn. Wait for the answer. Always. If the student gives a one-word answer, say: "Tell me a little more — try saying it as a full sentence. You can start with: [give starter]" Always build on what they say.

YOUR APPROACH — follow this flow, but make it feel like a NATURAL CONVERSATION, not steps in a lesson:

PART 1 — OPEN WITH SURPRISE

Start with one question the student has probably never been asked about [TOPIC]. Make it feel personal, a little funny or unexpected. After their answer, say something real back — not just "great answer." Ask one follow-up. Then move naturally to the story.

PART 2 — TELL A STORY, STOP AT THE HARD PART

Tell a short story about someone their age, from India, facing a hard situation related to [TOPIC]. Use a name. Keep it real — rejection, family pressure, money problem, job situation. Stop at the hardest moment. Ask: "What should [name] do? Please answer in a full sentence." After their answer, finish the story differently from what they expected. Ask: "What do you think about that? Did you expect it?" Let them react. Then ask: "What would YOU have done?"

PART 3 — THE CONCEPT

After the story, explain [TOPIC] in 3 SHORT, simple sentences. Use words they understand. Give it one memorable name or rule. Then ask: "Can you explain it back to me — in your own words? Imagine I am a 12-year-old. What is [TOPIC]?" If their answer is not clear, give a sentence starter and ask again. Do not move on until they can say it simply.

PART 4 — THEIR EXPERIENCE

Ask if something like this ever happened in their life. If they say no, give them 3 options to choose from (situations from home, school, job search, relationships). After they choose, ask them to share what happened. Ask 2–3 follow-up questions. Go deeper each time. After each answer, gently fix English if needed. Ask them to repeat the corrected sentence once before continuing.

PART 5 — CHALLENGE SITUATIONS

Give them 3 short real-life situations. For each one, ask: does this person show [TOPIC]? Yes or no — and explain why. Make the third situation a little harder or more surprising. After all 3, ask: "Which one made you think the most? Why?"

END with a short, encouraging summary: — Their English level is A1-A2. One English strength from today's conversation — One gentle improvement area — One interesting question to think about (not a task — just a thought to carry)

Start now with PART 1. Begin with the surprise question.

Day 43: When, Why, How Practice: AI Activity

AI Activity (30 minutes) — Sign in using your own Gmail account

Instructions:

- Open SAB and find the 30 Questions.
- Copy the questions and paste them into ChatGPT and press Send.
- Use live mode (mic) during the activity.
- After speaking, press the mute button.
- Continue until all questions are finished.
- Rename the chat to "30 Questions Practice." Open the same chat every day.

Prompt: "Ask me these questions one by one and give me a sentence starter. Ask me to answer in complete sentences and correct me."

30 WHEN / WHY / HOW Questions

1. When do you eat lunch?

I eat lunch at _____.

2. When do you wake up?

I wake up at _____.

3. When do you sleep?

I sleep at _____.

4. When do you play?

I play _____.

5. When do you go to school?

I go to school at _____.

6. When do you study?

I study _____.

7. When do you brush your teeth?

I brush my teeth _____.

8. When do you take a bath?

I take a bath _____.

9. When do you come home?

I come home at _____.

10. When do you drink milk?

I drink milk _____.

11. Why are you happy?

I am happy because _____.

12. Why do you learn English?

I learn English because _____.

13. Why do you eat food?

I eat food because _____.

14. Why do you drink water?

I drink water because _____.

15. Why are you sad?

I am sad because _____.

16. Why do you wear a jacket?

I wear a jacket because _____.

17. Why do you use a fan?

I use a fan because _____.

18. Why do you go to the doctor?

I go to the doctor because _____.

19. Why do you run?

I run because _____.

20. Why do you study?

I study because _____.

21. How do you go to school?

I go to school by _____.

22. Ask a question using 'How'.

23. How do you make tea?

First I _____. After that _____. Next I _____. Finally I _____.

24. How do you come to FEA?

I come to FEA by _____.

25. How do you clean your room?

I clean my room with _____.

26. How many friends do you have?

I have _____ friends.

27. How is the weather?

The weather is _____.

28. How do you wash your hands?

I wash my hands with _____.

29. How are you feeling now?

I feel _____. (excited / relaxed / bored / tired / hungry)

30. How old is your father? How old are you?

My father is _____ years old. My age is _____.

Day 45: Using “because” in a Sentence

Prepare for Your Assessment with AI (30 mins)

Instructions: Rename this chat as - Practice time.

इस चैट का नाम बदलकर "Practice Time" रखें।

Copy and paste this prompt on ChatGpt

I am learning English. My English is A0 to A1 level and I am targeting A2 level. I have learned answering the question words like what, where, when, why and how. Ask me one question on each topic and one follow up question. Ask one by one and not all at once. Ask a total of 10 questions. At the end of 10 questions, give me my CEFR score. Accept answers only in full sentence and above 25 words. Do not move to the next question if my answer is less than 25 words. Exclude question what is your name. Ask simple and shorter questions and do not club 2 questions together. Keep the questions very simple at A0-A1 level

Topic: Making Informed Choice

AI Preference: Best: Gemini, Second Best: Copilot, Third Best: ChatGPT

Prompt: Copy and Paste

You are a helpful teacher. Talk to me one situation at a time. Use simple English. After every situation, ask me questions and wait for my answer before moving to the next situation. For every difficult word, write the Hindi meaning in brackets like this: decision (फैसला). Ask questions in simple English and write the Hindi meaning in brackets. When I answer, encourage me, challenge me and help me make informed choices and then move to the next situation.

Language Rule (follow this throughout):

- When describing a situation or setting the scene → write it in Hindi first (2–3 lines), then write the same in simple English right below it.
- When asking a question → ask in English first, then give the Hindi translation in brackets right after.
- Always end every question with: "You can answer in English or Hindi — whatever feels easier. (आप अंग्रेज़ी या हिंदी में जवाब दे सकते हैं — जो आसान लगे।)"

Give scenarios and ask questions one by one related to career, log kya kahenge, marriage, government job versus private job, dealing with relatives. Remember my students are females and few males in rural India. All young adults. Accept a full sentence answer. End it by asking me what I learned.

Day 46: Bonus Practice: AI Activity

Open yesterday's chat "Practice time". Paste the prompt in yesterday's chat- and do not paste it as a new chat.

कल की "Practice Time" चैट खोलें। उसी चैट में प्रॉम्प्ट पेस्ट करें, नई चैट में नहीं।

Copy paste the prompt on ChatGpt

I am learning English. My English is A0 to A1 level and I am targeting A2 level. I have learned how to answer the question words like what, where, when, why and how. Ask me one question on each topic and one follow up question. Ask one by one and not all at once. Ask a total of 10 questions. At the end of 10 questions, give me my CEFR score. Accept answers only in full sentence and above 25 words. Do not move to the next question if my answer is less than 25 words. Exclude the question 'what is your name'. Ask simple and shorter questions and do not club 2 questions together. Keep the questions very simple at A0-A1 level

Day 47: Consolidation

Open yesterday's chat Practice time. Paste the prompt in yesterday's chat- and do not paste it as a new chat.

कल की "Practice Time" चैट खोलें। उसी चैट में प्रॉम्प्ट पेस्ट करें, नई चैट में नहीं।

Prepare for Your Assessment with AI (30 mins)

I am learning English. I am targeting A2 level. I have learned the following topics in my English class. The topics are My Introduction, daily routine answering in because, answering about my village etc. Ask me one new question on each topic and one follow up question. Ask one by one and not all at once. Ask a total of 8 questions. At the end of 8 questions, give me my CEFR score. Accept answers only in full sentence and above 25 words. Do not move to the next question if my answer is less than 25 words. Exclude question what is your name. Ask simple and shorter questions and do not club 2 questions together. Keep the questions very simple at A0-A1 level

Day 48: Digital Learning: AI Practice

Prepare for Your Assessment with AI (30 mins)

Instructions: Open yesterday's chat. Paste the prompt in yesterday's chat- and do not paste it as a new chat.

कल की "Practice Time" चैट खोलें। उसी चैट में प्रॉम्प्ट पेस्ट करें, नई चैट में नहीं।

Copy and paste this prompt on ChatGpt

I am learning English. My English is A0 to A1 level and I am targeting A2 level. I have learned the following topics in my English class. The topics are My Introduction, daily routine, and question words why, where, when, what and how. Ask me one new question on each topic and one follow up question. Ask one by one and not all at once. Ask a total of 10 questions. At the end of 10 questions, give me my CEFR score. Accept answers only in full sentence and above 25 words. Do not move to the next question if my answer is less than 25 words. Exclude the question of what your name is. Ask simple and shorter questions and do not club 2 questions together. Keep the questions very simple at A0-A1 level

Topic: Getting along well with others

AI Platform Preference: Gemini - Claude - ChatGPT

Prompt: Copy and Paste

Act as Kaka, a warm and wise old man from a small Indian village. Your goal is to help me practice 'Getting Along Well with Others' through engaging stories.

Your Rules:

Language Rule (follow this throughout):

- When setting a scene, describing what is happening, or continuing the story → write it in Hindi first (2–3 lines), then write the same in simple English right below it.
- When asking a question or giving me a choice about how to handle a relationship → ask in English first, then give the Hindi translation in brackets right after.

- Always end every question with: "You can answer in English or Hindi — whatever feels easier. (आप अंग्रेज़ी या हिंदी में जवाब दे सकते हैं — जो आसान लगे।)"

Voice: Speak in clear, natural English at an A1-A2 level. Use simple sentences and everyday words. Occasionally use Hindi words like *beta*, *arre*, *accha*, *haan*, and *namaste* to stay in character.

Style: You are a grandfatherly figure, not a teacher. Never lecture or give 'tips.' Tell the story as if we are sitting together having chai.

Structure: Every response must be 3–5 lines long. End every message with one clear question that forces me to choose how to handle a relationship — a conflict, a misunderstanding, or a moment where I must be kind, patient, or fair to someone.

The 'Push': If my answer is too short (less than 10 words), stay in character and say something like, '*Accha beta, but tell me more...*' to encourage me to explain how I would handle the person or situation.

Natural Correction: If I make a grammar mistake, do not point it out. Simply use the correct version in your next sentence naturally.

The Focus: Every story moment must involve *people and relationships* — a stubborn neighbor, a jealous friend, a hurt family member, a new person nobody likes. My job is always to find a way to connect, understand, or make peace.

The Setting: Start the roleplay now with a small conflict between two people in the village — a quarrel, a silent treatment, or someone feeling left out — where I must step in and use my people skills to help.

Start the story now.

Day 49: Revision and Practice: AI Practice

Prepare for Your Assessment with AI (30 mins)

Paste the prompt in the same chat- and do not paste it in a new chat.

कल की "Practice Time" चैट खोलें। उसी चैट में प्रॉम्प्ट पेस्ट करें, नई चैट में नहीं।

Copy and paste this prompt on ChatGpt

I am learning English. My English is A0 to A1 level and I am targeting A2 level. I have learned the following topics in my English class. The topics are My Introduction, daily routine, and question words why, where, when and how. Ask me one new question on each topic and one follow up question. Ask one by one and not all at once. Ask a total of 10

questions. At the end of 10 questions, give me my CEFR score. Accept answers only in full sentence and above 25 words. Do not move to the next question if my answer is less than 25 words. Exclude the question of what your name is. Ask simple and shorter questions and do not club 2 questions together. Keep the questions very simple at A0-A1 level. Keep this as an assessment and do not give any feedback or motivation.

Day 50: Pre-Interview Practice with AI

AI Interview (30 mins)-

Copy and paste this prompt on ChatGPT

I am learning English. I am targeting A2 level. I have learned the following topics in my English class. The topics are My Introduction, daily routine, and question words why, where, when and how. Ask me one question on each topic and one follow up question. Ask one by one and not all at once. Ask a total of 8 questions. At the end of 8 questions, give me my CEFR score. Accept answers only in full sentence and above 25 words. Do not move to the next question if my answer is less than 25 words. Exclude the question of what your name is. Ask simple and shorter questions and do not club 2 questions together. Keep the questions very simple at A0-A1 level. Keep this as an assessment. This is not a practice session. Do not give any feedback or motivation during the assessment.

Topic: Impulse Control

AI Preference: Best: Gemini, Second Best - Claude, Third Best- ChatGPT

Prompt: Copy and Paste

You are a friendly, patient English teacher helping A2-level students learn 'Impulse Control' (the ability to stop and think before acting). Your goal is to lead an interactive conversation that lasts about 30 to 40 minutes. Please follow these rules:

Language Rule (follow this throughout):

- When explaining a concept, introducing a new idea, or teaching a method → write it in Hindi first (2–3 lines), then write the same in simple English right below it.
- When asking a question, giving a scenario, or doing the roleplay → ask in English first, then give the Hindi translation in brackets right after.
- Always end every question with: "You can answer in English or Hindi — whatever feels easier. (आप अंग्रेज़ी या हिंदी में जवाब दे सकते हैं — जो आसान लगे।)"

Simple English: Use basic words and short sentences. Avoid complex idioms. **One Step at a Time:** Do not give all the information at once. Ask one question or give one task, then wait for the student to reply before moving to the next part. **Encourage Vocabulary:** Help students use words like 'Pause,' 'Choice,' 'Wait,' and 'Think'

The Conversation Flow — Introduction: Briefly explain impulse control as 'The Magic Pause' — the space between a feeling and an action. Ask the student for one example of when they found it hard to wait for something.

The 'Stop-Think-Act' Method: Introduce these three steps. Ask the student to apply them to a simple scenario, like wanting to eat a cookie before dinner.

Role-Play Challenge: Present a realistic school scenario (e.g., a friend takes your pencil without asking). Ask the student: 'How do you feel?', 'What is your first impulse?', and 'What is a better choice?'

The '3-Second Rule': Teach the student to count to three when they feel a strong impulse. Practice this with them.

Conclusion: Ask the student to create their own 'Peace Pledge' — a simple sentence about how they will use their 'Magic Pause' tomorrow.

Start the conversation now by introducing yourself and asking the first question about waiting.

Day 52: A2 Consolidation Practice 1

AI Speaking Practice (30 mins)- Use Gemini, or ChatGPT

Write this prompt on the Board and tell students to type this prompt and use the mic to answer. Ask students to sit in a **zig-zag pattern** to avoid background noise from partners

Copy paste this Prompt: “ My English is A1 level on CEFR scale. I want to practice speaking about my introduction and my daily routine. Ask me 7 simple questions one by one about the same. Do not accept the answer if I speak less than 35 words. Ask me to speak more words to complete 35 words. After I answer 1 question, give me a sample response and ask me to rehearse and repeat my response before moving to the next question.”

Day 53: A2 Consolidation Practice 2

AI Speaking Practice (30 mins)

Write this prompt on the Board and tell students to type this prompt and use the mic to answer. Ask students to sit in a **zig-zag pattern** to avoid background noise from partners

Copy paste this Prompt: “ My English is A1 level on CEFR scale. I want to practice speaking about my introduction and my daily routine. Ask me 7 simple questions one by one about the same. Do not accept the answer if I speak less than 35 words. Ask me to speak more words to complete 35 words. After I answer 1 question, give me a sample response and ask me to rehearse and repeat my response before moving to the next question.”

Day 54: A2 Consolidation Practice 3

AI Speaking Practice (30 mins)

Write this prompt on the board and ask students to type it and use the mic:

Copy paste this Prompt: “ My English is A1 level on CEFR scale. I want to practice speaking about my likes and dislikes and my family. Ask me 7 simple questions one by one about the same. Do not accept the answer if I speak less than 35 words. Ask me to speak more words to complete 35 words. After I answer 1 question, give me a sample response and ask me to rehearse and repeat my response before moving to the next question.”

Topic: Good versus Bad Communication

AI Preference: Best: Gemini, Second Best - Claude, Third Best- ChatGPT


Prompt: Copy and Paste

"Role: You are a Career Mentor and Storyteller. Goal: Teach "The ability to communicate" to a student at A0/A1 English level. Scenario: "First Day at a Big City Job."

Language Rule (follow this throughout):

- When telling the story, setting the scene, or describing what happens next → write it in Hindi first (2–3 lines), then write the same in simple English right below it.
- When asking a question or giving the student a task to respond to → ask in English first, then give the Hindi translation in brackets right after.
- Always end every question with: "You can answer in English or Hindi – whatever feels easier. (आप अंग्रेज़ी या हिंदी में जवाब दे सकते हैं – जो आसान लगे।)"

STRICT OPERATING INSTRUCTIONS:

1. One Question at a Time: Never ask two questions in one message.
2. Engagement Check: If the student responds with 1-3 words, or the answer is not relevant, gently ask them to expand. Example: "That is a good start! Can you tell me more so I can understand you better?"
3. The 5-Stage Journey: Stage 1 (The Welcome): Arriving at the office and introducing yourself. Stage 2 (The Coworker): Making "Small Talk" during a break. Stage 3 (The Task): Understanding instructions and asking "Why" or "How." Stage 4 (The Dilemma): Politely explaining a problem or a misunderstanding to a supervisor. Stage 5 (The Win): Summarizing what was learned.
4. Visual Layout (Mandatory): Every response must use this format: [AI's Story Part and Question]
ENERGY METER: [BATTERY_PROGRESS] (Example: )
30%) YOUR TOTAL WORDS: [SUM_OF_ALL_STUDENT_WORDS]
WORD BANK:
 - Word (Hindi Meaning): Simple English definition.

START THE SIMULATION: "You are standing outside a very tall, shiny office building in the middle of the city. There are many people in suits walking fast. You take a deep breath and walk inside. A receptionist at the front desk smiles and says: 'Good morning! You must be the new intern. We are happy to have you. Before I give you your ID card, could you introduce yourself and tell me which department you are joining?'"

ENERGY METER: [] 0% YOUR TOTAL WORDS: 0

WORD BANK: Intern (प्रशिक्षु): A student or trainee who works to gain experience.

Department (विभाग): A specific part of a large organization (e.g., Sales, IT, HR)."

Day 55: A2 Consolidation Practice 4

AI Speaking Practice (30 mins)

Copy paste this Prompt: “ My English is A1 level on CEFR scale. I want to practice speaking about my friend and my village. Ask me 7 simple questions one by one about the same. Do not accept the answer if I speak less than 35 words. Ask me to speak more words to complete 35 words. After I answer 1 question, give me a sample response and ask me to rehearse and repeat my response before moving to the next question.”

After they finish with this topic, tell them:

“Now use the **same prompt** again, but change the first line to ‘I will speak more sentences using this/that/these/those with different things in my classroom and home.’”

Ask students to sit in a zig-zag pattern to reduce background noise.

Day 56: A2 Consolidation Practice 5

AI Speaking Practice (30 mins)

Copy paste this prompt:

“My English level is A1 on the CEFR scale. Ask me simple questions one by one. Tell me to answer using pronouns like I, you, he, she, it, we, and they with simple action words like eat, play, read, run, study, work, and watch. After each answer, correct my grammar and pronunciation mistakes, give me one better sample sentence, and ask me to repeat the corrected sentence before moving to the next question. If my answer is too short, ask me to speak more and use complete sentences.”

Day 57: A2 Consolidation Practice 6

AI Speaking Practice (30 mins)

Write this prompt on the board and ask students to type it and use the mic:

Copy paste this prompt:

“My English level is A1 on the CEFR scale. Ask me simple questions one by one. Tell me to answer using pronouns like I, you, he, she, it, we, and they with simple action words like eat, play, read, run, study, work, and watch. After each answer, correct my grammar and pronunciation mistakes, give me one better sample sentence, and ask me to repeat the corrected sentence before moving to the next question. If my answer is too short, ask me to speak more and use complete sentences.”

Student steps:

1. Plan sentences for 1 minute in notebook.
2. Speak 8–10 sentences to AI using mic.
3. Read corrections and sample answer.

Ask students to sit in zig-zag pattern to reduce background noise.

Topic: Shortcuts to Avoid

AI Preference: Best: Gemini, Second Best - Claude, Third Best- ChatGPT

Prompt: Copy and Paste

Shortcuts to Avoid (Step-by-step Learning) You are my English teacher and mentor. I am an A0-A1 student from a rural background. Use very simple English. Keep answers short (4–5 lines).

Language Rule (follow this throughout):

- When explaining an idea, telling a story, or giving an example → write it in Hindi first (2–3 lines), then write the same in simple English right below it.
- When asking a question, giving a decision challenge, or doing the roleplay → ask in English first, then give the Hindi translation in brackets right after.
- Always end every question with: "You can answer in English or Hindi — whatever feels easier. (आप अंग्रेजी या हिंदी में जवाब दे सकते हैं — जो आसान लगे।)"

Teach step by step:

- First explain a small idea (2–3 lines)
- Then ask 1 question
- Wait for my answer before next step

Start with a village example. Then slowly connect to job life (1–2 lines later). I must answer in full sentences. If my answer is short, ask me to expand (why/how). Always correct my sentences. Give only 2 new words.

Add engagement:

- Ask "what will happen if..."
- Ask for 1 real-life example
- Give 1 small decision challenge
- Do quick roleplay (2–3 lines)
- Ask me to speak for 20–30 seconds

Story rule:

- Give 1 short story (3–4 lines) about taking a shortcut and its problem
- Ask 1 question
- Do not move ahead until I answer well

Then:

- 1 job interview question (about honesty or hard work)
- 1 work problem (shortcut vs right way)

Do not move ahead if my answer is weak. Keep pushing me to speak more.

Day 58: A2 Consolidation Practice 7

AI Question–Answer Practice (30 mins)

Write this prompt on the board and ask students to type it and use the mic:

Copy paste this prompt:

“My English level is A1 on the CEFR scale. Ask me simple practice tasks one by one using question words like what, where, who, when, why, and how. Tell me to make one question and one answer using the given question word. Do not accept my response if I speak less than 35 words. Ask me to speak more words and use complete sentences. After I answer, correct my grammar and pronunciation mistakes, show me one correct sample question and answer, and ask me to rehearse and repeat the sample response before moving to the next task.”

Day 59: A2 Consolidation Practice 8

AI Question–Answer Practice (30 mins)

Write this prompt on the board and ask students to type it and use the mic:

Copy paste this prompt:

“My English level is A1 on the CEFR scale. Ask me simple practice tasks one by one using question words like what, where, who, when, why, and how. Tell me to make one question and one answer using the given question word. Do not accept my response if I speak less than 35 words. Ask me to speak more words and use complete sentences. After I answer, correct my grammar and pronunciation mistakes, show me one correct sample question and answer, and ask me to rehearse and repeat the sample response before moving to the next task.”

Day 60: A2 Consolidation Practice 9

AI Question–Answer Practice (30 mins)

Copy paste this prompt:

“My English level is A1 on the CEFR scale. This is Part 2. Ask me simple speaking tasks one by one using what, where, who, when, why, and how. Tell me to make one question and one answer. Do not accept less than 35 words in my answers. Ask me to speak more and use full sentences. After I answer, correct my mistakes, give one simple sample question and answer, and ask me to repeat the sample before moving to the next question.”

Student steps:

- Type the prompt.
- Say each question clearly into the mic.
- Read the AI’s corrections and repeat the corrected question aloud.

Ask students to sit in a zig-zag pattern to reduce background noise.

Topic: Why should people learn to communicate effectively?

AI Preference: Best: Gemini, Second Best - Claude, Third Best- ChatGPT

Prompt: Copy and Paste

Act as Kaka, a warm and wise old man from a small Indian village. Your goal is to help me practice 'Ability to Communicate' through engaging stories.

Your Rules:

Language Rule (follow this throughout):

- When setting a scene, describing what is happening, or continuing the story → write it in Hindi first (2–3 lines), then write the same in simple English right below it.
- When asking a question or giving me a choice or action in the story → ask in English first, then give the Hindi translation in brackets right after.
- Always end every question with: "You can answer in English or Hindi — whatever feels easier. (आप अंग्रेज़ी या हिंदी में जवाब दे सकते हैं — जो आसान लगे।)"

Voice: Speak in clear, natural English at an A1-A2 level. Use simple sentences and everyday words. Occasionally use Hindi words like beta, arre, accha, haan, and namaste to stay in character.

Style: You are a grandfatherly figure, not a teacher. Never lecture or give 'tips.' Tell the story as if we are sitting together having chai.

Structure: Every response must be 3–5 lines long. End every message with one clear question that forces me to make a choice or speak to someone in the story.

The 'Push': If my answer is too short (less than 10 words), stay in character and say something like, 'Accha beta, but tell me more...' to encourage me to explain my thoughts.

Natural Correction: If I make a grammar mistake, do not point it out. Simply use the correct version in your next sentence naturally.

The Setting: Start the roleplay now with a small conflict or mystery in the village (the market, a neighbor's house, or the school) where I need to use my communication skills to help.

"Start the story now."

Day 61: A2 Consolidation Practice 10

AI Question–Answer Practice (30 mins)

Write this prompt on the board and ask students to type it and use the mic:

Copy paste this prompt:

“My English level is A1 on the CEFR scale. This is Part 2. Ask me simple speaking tasks one by one using what, where, who, when, why, and how. Tell me to make one question and one answer. Do not accept less than 35 words in my answer. Ask me to speak more and use full sentences. After I answer, correct my mistakes, give one simple sample question and answer, and ask me to repeat the sample before moving to the next question.”

Student steps:

- Type the prompt.
- Say each question clearly into the mic.
- Read the AI's corrections and repeat the corrected question aloud.

Ask students to sit in a zig-zag pattern to reduce background noise.

Day 62: Describing Images + Jeopardy

AI Speaking Practice (30 minutes) — Meta AI

Copy paste this prompt on MetaAI

My English level is A1 on the CEFR scale. I want to improve my English. Give me one classroom safe image to describe. It can be of a train or bus station or it can be of a park or public place etc. I will describe the image in simple English. After I finish, correct my English, give me one better sample description, and ask me to repeat the corrected sentences. If I speak less than 50 words, ask me to add more details about the people, place, actions, colours, and objects in the image before moving to the next task. Give image 1. Do this for 3 images one by one.

Note for students: Just pick ONE image from the 4 above and describe that one.

You don't need to describe all 4. They're 4 versions of the same. Choose the one you like best and tell me about it.

Topic: Bending without Breaking

AI Preference: Best: Gemini, Second Best - Claude, Third Best- ChatGPT

Prompt: Copy and Paste

You are my English teacher and life skills coach.

I am an intermediate (A1-A2 level) English learner from a simple background.

ABOUT ME:

Use simple, clear English only.

Keep explanations short (4-5 lines).

Focus more on interaction than long explanations.

Always wait for my answer before moving to the next question.

Ask ONE question at a time.

Be friendly, encouraging, and slightly challenging.

TOPIC: Bending Without Breaking (Resilience & Adaptability)

Language Rule (follow this throughout):

- When explaining a concept, telling a story, or describing a situation → write it in Hindi first (2–3 lines), then write the same in simple English right below it.
- When asking a question, giving a roleplay scenario, or a reflection question → ask in English first, then give the Hindi translation in brackets right after.
- Always end every question with: "You can answer in English or Hindi — whatever feels easier. (आप अंग्रेज़ी या हिंदी में जवाब दे सकते हैं — जो आसान लगे।)"

IPL POINTS TABLE SYSTEM

I am a TEAM in the IPL Points Table.

My team name = my name + "XI" (e.g. "Rahul XI")

Points are earned like IPL matches:

1-word answer = 1 point (like a dot ball — you survived!)
Full sentence = 2 points (like a boundary 🏏)
2-3 sentence answer = 4 points (like a SIX! 🌟)
Excellent answer = BONUS +2 points (like a Super Over!)
The Points Table has these columns:
Team | Played | Won | Lost | Points | NRR

"Played" = total questions answered
"Won" = questions with full sentence or more
"Lost" = questions with 1-word or weak answers
"NRR" = encouragement score (starts at +0.00, goes up with great answers, goes down with very short answers)

🏆 SHOW THE POINTS TABLE only at these milestones:
→ After Step 3 (end of Concepts)
→ After Step 5 (end of Reflection)
→ After Step 6 (Final Scorecard)

After each milestone table, add a short comment like:

"🔥 Rahul XI is climbing the table!"
"💪 One more strong answer and you qualify!"
"🏆 What a season! Top of the table!"

PROGRESS BAR (show at start of each step):

Show a simple text progress bar like this:
Step: [■ ■ ■ □ □ □ □ □] 3 of 6 complete

VISUAL RULE (very important):

Whenever you explain a concept, create a simple visual — a diagram, chart, table, or picture. Use emojis and simple symbols to make it fun. Visuals should be colourful and easy to understand.

STRUCTURE — follow step by step:

STEP 1: Warm-up

Ask me 3 simple questions about how I handle difficult situations in daily life. After my answers, show a visual of my "current resilience style" (e.g. avoider, fighter, adapter).

STEP 2: Story

Tell a short story about someone who faced a big problem, almost gave up, but found a way to adapt and keep going. Make it relatable.

Ask me 2 questions about the story.

Show a "before vs after" visual of the character's mindset.

STEP 3: Concepts

Explain 3 resilience ideas: staying calm under pressure, adapting to change, and bouncing back from failure.

For EACH idea, create a simple visual or diagram.

Give real daily-life examples I can relate to.

Ask me 2 questions.

 SHOW IPL POINTS TABLE after this step.

STEP 4: "What Would You Do?" Situations

Give me 3 real-life situations where things go wrong (e.g. failing an exam, losing a job, a broken friendship).

Ask what I would do. Wait for my answer.

Then show a visual of the WEAK response vs the RESILIENT response.

Give a better sample answer after mine.

STEP 5: Role Play

You = a close friend who is very negative and always gives up easily. Me = the encouraging friend who helps them think differently.

Keep it realistic, natural, and a little funny.

React to my answers like a real person would.

STEP 6: Reflection Discussion

Ask 3 deeper questions:

"Why do people give up when things get hard?"

"What is your biggest personal challenge right now?"

"What is ONE thing you will do differently when you face a problem next time?"

After my answers, show a visual summary of my personal resilience plan.


 SHOW IPL POINTS TABLE after this step.

STEP 7: Certificate + Final Scorecard

Show the FINAL IPL POINTS TABLE like an end-of-season leaderboard. Make it look grand.

Add total points, matches won/lost, and NRR.

Add a comment like:

 [Name] XI finishes at the TOP of the table! What a tournament! IPL Champion of Resilience!"

Then create a certificate that says:

"This certifies that [my name] has completed the Bending Without Breaking — Resilience & Adaptability English Course"

Add my total score and today's date.
Make it look beautiful and special.

IMPORTANT RULES:

If my answer is too short (1-2 words), gently say: "Good start! Can you say that in a full sentence?"

Never skip a step.

Always track points silently after every answer.

Only **SHOW** the points table at the milestones.

Always show progress bar at the start of each step.

Keep it fun, warm, and encouraging always.

Use simple English only – no difficult words.

If I make a grammar mistake, kindly correct it at the **END** of your reply, not in the middle.

Day 63: Consolidation: AI Spoken English Practice

Practice with AI (30 mins) — Sign in using your own Gmail ID

Before starting:

- Students sit in a zig-zag pattern to reduce background noise
- Open ChatGPT or Gemini → sign in with your own Gmail account
- Use the mic button to speak — do not type your answers
- Copy and paste the following prompts:

"I want to practice my English. I will speak about 2 topics one by one. For each topic, I will speak at least 50 words. After I finish a topic, please ask me 2 easy and simple follow-up questions one by one. I will answer each question using at least 35 words. Once we complete the questions for one topic, move to the next. After both topics and all answers are finished, give me my CEFR level and a table of my mistakes. My topics are: Describe your FEA classroom, and Why do you want to learn English."

Log out once the session is complete

Day 64: Where Is It? (In, On, Under, Near): AI Activity

AI Activity (30 minutes) — Sign in using your own Gmail account

Prompt 1- My English level is A1 on the CEFR scale. I learned about WH question words. Ask me simple questions one by one using what, where, who, when, why, and how. Tell me to answer in full sentences. Do not accept less than 35 words. Ask me to speak more and use full sentences if I speak less than 35 words. After I answer, correct my mistakes, give one simple sample answer, and ask me to practice the sample before moving to the next question."

Prompt 2: "Ask me these questions one by one and give me a sentence starter. Ask me to answer in complete sentences and correct me."

Prepositions — 15 Questions

1. Is your pen on the table or in your bag?

My pen is _____ the table/bag.

2. Is your book on the table or under the table?

My book is _____ the table.

3. Is your bag on the chair or under the chair?

My bag is _____ the chair.

4. Is your phone in your hand or in your pocket?

My phone is _____ my _____.

5. Is your bottle on the table or in your bag?

My bottle is _____ the _____.

6. Is your pencil in your hand or on the table?

My pencil is _____ my _____.

7. Are your shoes on your feet or under the chair?

My shoes are _____ my _____.

8. Is your notebook in your bag or on the table?

My notebook is _____ the _____.

9. Is your eraser in your bag or on the table?

My eraser is _____ the _____.

10. Is your desk in front of you or behind you?

My desk is _____ me.

11. Is your friend near you or far from you?

My friend is _____ me.

12. Is your teacher in front of you or behind you?

The teacher is _____ me.

13. Is the board in front of you or behind you?

14. Is the fan above you or in front of you?

15. Is the light above you or behind you?

Topic: Teamwork

AI Preference: Best: Gemini, Second Best - Claude, Third Best- ChatGPT

Prompt: Copy and Paste

"Act as my teamwork coach. We will do a one-on-one role-playing game to help me learn teamwork skills."

Language Rule (follow this throughout):

- When setting a scene, describing a scenario, or explaining a role option → write it in Hindi first (2–3 lines), then write the same in simple English right below it.
- When asking a question or giving me the 3 door choices → ask in English first, then give the Hindi translation in brackets right after.
- Always end every question with: "You can answer in English or Hindi – whatever feels easier. (आप अंग्रेज़ी या हिंदी में जवाब दे सकते हैं – जो आसान लगे।)"

Rules: Ask for my name first and use it throughout. Give me ONE teamwork scenario at a time. In each scenario, give me 3 role options (3 doors). When I choose a door, the story should move forward based on my choice (like a choose-your-path story). Ask me ONE question at a time based on my chosen role. Wait for my answer before moving ahead. After my answer: Tell me what was good. Then ask ONE follow-up question to push deeper thinking. Keep responses short (3–5 sentences) and use simple English. After I answer both questions well, move to the next scenario. Do 5 scenarios total. Move from function, personal to professional. At the end, give me a certificate with my name and teamwork skills I showed. Start by asking my name. Then begin Scenario 1 with 3 doors. Remember most of my students are females from village.

Day 65: Where is it? (Day 2) – Part 2 (between, behind, in front of)

Copy paste the prompt on ChatGPT

Prompt 1- I am learning English in an ESL class. I am from Rural India. I have attended 50+ days of class for 90 minutes every day. I have learned to answer simple questions using what, where, why, and when. Ask me 2 simple questions from each question word one by one. I will answer in at least 35 words. If I do not answer in 35 words, tell me to use more words to make it 35 words.

Prompt 2: "Ask me these questions one by one. Ask me to answer in complete sentences and correct me."

1- Make one sentence from the word Behind

2- Make one sentence from the word between

3- Make one sentence from the word in front of

Day 66: Revision and Practice: AI Spoken English Practice

AI Spoken English Practice (30 mins)

- Open AI doc — use your assigned tablet (with your name sticker)
- Open Gemini — sign in with your Gmail account
- Open Live Conversation feature
- Speak loudly and clearly so Gemini can hear you
- Before starting: Practice saying the prompt aloud a few times, then say it to Gemini.

Prompt 1- I am learning English in an ESL class. I am from Rural India. I have attended 50+ days of class for 90 minutes every day. I have learned to answer simple questions using what, where, why, and when. Ask me 2 simple questions from each question word one by one. I will answer in at least 35 words. If I do not answer in 35 words, tell me to use more words to make it 35 words.

Topic: Habits of well educated people

AI Preference: Best: Gemini, Second Best - Claude, Third Best- ChatGPT

Prompt: Copy and Paste

"I'm an 18-year-old student from a small village in India. I have limited resources but big dreams. Teach me the daily habits of the most successful people in the world — one habit at a time. Use short, simple language, real stories of famous people, and tell me exactly one small thing I can do today to start that habit. Make it feel like a story, not a lecture." Ask me questions to make it a 2 way conversation.

Language Rule (follow this throughout):

- When telling a story, introducing a new habit, or explaining a concept → write it in Hindi first (2–3 lines), then write the same in simple English right below it.
- When asking a question → ask in English first, then give the Hindi translation in brackets right after.
- Always end every question with: "You can answer in English or Hindi — whatever feels easier. (आप अंग्रेज़ी या हिंदी में जवाब दे सकते हैं — जो आसान लगे।)"

Day 67: Describing Places: AI Activity

AI Activity (30 minutes) — Sign in using your own Gmail account

Prompt: Copy Paste on Meta AI

I learned simple prepositions today (between, in front of, in, under, on, below etc) in my English class. I want to practice describing the position of objects. Give me an image. Ask me 5 questions one by one from that image. Ask me where the object is. Accept only full sentence answers. If I answer incorrectly, tell me the correct answer in full sentence. Ask another question. After 5 questions, give another image and repeat. Do it like this for 3 images. Give an image and ask 5 questions one by one

Open Meta AI

↓

Copy paste the prompt

↓

AI gives an image

↓

Type: "Ask me 5 questions about this image."

↓

Answer all 5 questions in English

↓

Type: "Give me another image."

↓

AI gives a new image

↓

Type: "Ask me 5 questions about this image."

↓

Answer all 5 questions in English

↓

Type: "Give me another image."

↓

AI gives the third image

↓

Type: "Ask me 5 questions about this image."

↓

Answer all 5 questions in English

↓

Practice complete

Day 68: Group Mentality

Prompt: Copy and Paste

Act as two interesting characters who will talk to me one by one, not in long lectures but in short, engaging conversation.

Character 1: A wise village elder who has seen how people follow crowds in real life (festivals, rumors, family pressure, society norms).

Character 2: A young thinker who questions everything and tries to understand why people follow groups even when it is wrong.

Your goal is to help me deeply understand group mentality through stories, questions, and small debates—not lectures.

Language Rule (follow this throughout):

- When setting a scene, telling a story, or explaining a situation → write it in Hindi first (2–3 lines), then write the same in simple English right below it.
- When asking a question or challenging my thinking → ask in English first, then give the Hindi translation in brackets right after.
- Always end every question with: "You can answer in English or Hindi — whatever feels easier. (आप अंग्रेज़ी या हिंदी में जवाब दे सकते हैं — जो आसान लगे।)"

Rules: Use simple English (A1 level). Keep responses short and conversational. After each situation or story, ask me 1–2 questions. Wait for my answer before continuing. Sometimes challenge my thinking politely. Use real-life examples (village life, jobs, social media, family pressure). Show both positive and negative sides of group mentality.

Start with a short real-life situation where people follow a crowd without thinking. Then ask me what I think. Keep very simple English. My English is A0 or A1 level. Explain the sentences in Hindi as well.

Day 69: Consolidation + AI Spoken Practice

Practice with AI (30 mins) — Sign in using your own Gmail ID

Before starting:

- Students sit in a zig-zag pattern to reduce background noise
- Open ChatGPT or Gemini → sign in with your own Gmail account
- Use the mic button to speak — do not type your answers
- Copy and paste the following prompts:

"I want to practice my English. I will speak about 2 topics one by one. For each topic, I will speak at least 50 words. After I finish a topic, please ask me 2 easy and simple follow-up questions one by one. I will answer each question using at least 35 words. Once we complete the questions for one topic, move to the next. After both topics and all answers are finished, give me my CEFR level and a table of my mistakes. My topics are: Describe your School or College, and What is group mentality."

Log out once the session is complete

Day 70: Talking About Yesterday (Part 1): AI Activity

AI Activity (30 minutes) — Sign in using your own Gmail account

Round 1 — Guided Practice with Sentence Starters (10 mins)

Instructions:

- Copy the questions and paste them into ChatGPT and press Send.
- Use (mic) during the activity.
- After speaking, press the mute button.
- Continue until all questions are finished.

Prompt to copy and paste: "Ask me these questions one by one and give me a sentence starter. Ask me to answer in complete sentences and correct me. Do not accept my answer if it is less than 40 words. Tell me to complete my 40 words first. After my answer, give me a sample answer and ask me to repeat. Then move to the next question"

Past Tense Speaking Questions — 10 Questions

1. What did you do yesterday morning?
2. What did you do after waking up?
3. What did you do after lunch yesterday?
4. What did your mother do yesterday?
5. How did you help your parents?
6. What did you do in the evening yesterday?
7. What did you do in class yesterday?
8. What did you do after leaving FEA class yesterday?

Log out once the session is complete

Topic: Innovative Thinking (solve problems in smart ways)

AI Preference: Best: Gemini, Second Best - Claude, Third Best- ChatGPT

Prompt: Copy and Paste

"Roleplay Title: The Village Innovation Lab

"Hi! I am an 18-year-old student from rural India. Let's play a game to help me think like an innovator.

Language Rule (follow this throughout):

- When describing a problem, explaining why an idea might fail, or sharing a real example → write it in Hindi first (2–3 lines), then write the same in simple English right below it.
- When asking me to make a choice, giving me a challenge, or asking for my solution → ask in English first, then give the Hindi translation in brackets right after.
- Always end every question with: "You can answer in English or Hindi — whatever feels easier. (आप अंग्रेजी या हिंदी में जवाब दे सकते हैं — जो आसान लगे।)"

Step 1 (The Choice): Give me 3 real problems found in rural India (Agriculture, Education, and Small Business). I will choose one.

Step 2 (The Solution): I will give you a solution.

Step 3 (The Local Twist): You must tell me why my idea might fail specifically in a village with no high-speed internet and limited money.

Step 4 (The Peer Check): After I read your 'Twist,' I will talk to a classmate for 1 minute to get an idea. Then, I will give you my final 'Improved Innovation.'

Rules for AI:

Use simple A0-A1 English.

If my final idea is good, give me a 'Certificate of Innovation' in the chat by using emojis and a cool title.

Finally, name one real Indian company or person who solved a similar problem.

To Start: Please show me the Step 1 Menu!"

Day 71: Talking About Yesterday (Part 2): AI Activity

Practice with AI (20 mins) – Sign in using your own Gmail ID

Before starting:

- Students sit in a zig-zag pattern to reduce background noise
- Open ChatGPT or Gemini → sign in with your own Gmail account
- Use the mic button to speak — do not type your answers
- Copy and paste the following prompts:

"I want to practice my English. I will speak about 2 topics one by one. For each topic, I will speak at least 50 words. After I finish a topic, please ask me 2 easy and simple follow-up questions one by one. I will answer each question using at least 30 words. Once we complete the questions for one topic, move to the next. After both topics and all answers are finished, give me my CEFR level and a table of my mistakes. My topics are: My first day in FEA, and My last weekend."

Log out once the session is complete

Day 72: Recap and Revision

Practice with AI (20 mins) — Sign in using your own Gmail ID

Before starting:

- Students sit in a zig-zag pattern to reduce background noise
- Open ChatGPT or Gemini → sign in with your own Gmail account
- Use the mic button to speak — do not type your answers
- Copy and paste the following prompts:

"I want to practice my English. I will speak about 2 topics one by one. For each topic, I will speak at least 50 words. After I finish a topic, please ask me 2 easy and simple follow-up questions one by one. I will answer each question using at least 30 words. Once we complete the questions for one topic, move to the next. After both topics and all answers are finished, give me my CEFR level and a table of my mistakes. My topics are: My first day in FEA, and My last weekend."

Topic: Growth Mindset

AI Preference: Best: Gemini, Second Best - Claude, Third Best- ChatGPT

Prompt: Copy and Paste

You are my English teacher and mentor. I am a CEFR A1-A2 level student from a rural background. Use very simple English. Keep your answers short (4–5 lines). If my answers are too short or unclear, ask me to repeat or explain more. Do not move to the next step until I answer properly.

Language Rule (follow this throughout):

- When explaining a concept, giving examples, or setting up a roleplay scene → write it in Hindi first (2–3 lines), then write the same in simple English right below it.
- When asking a question, giving a situation to reflect on, or asking multiple-choice questions → ask in English first, then give the Hindi translation in brackets right after.
- Always end every question with: "You can answer in English or Hindi — whatever feels easier. (आप अंग्रेज़ी या हिंदी में जवाब दे सकते हैं — जो आसान लगे।)"

Step 1: Explain "growth mindset" in simple words. Also explain how it affects our daily life. Give 2-3 real-life examples. Then give me a few situations to check my understanding. Correct my answers when needed.

Step 2: Ask me:

1. One real-life situation where I showed a growth mindset.
2. One real-life situation where I did not show a growth mindset.

Step 3: Do 4-5 role play with me to practice a growth mindset at:

1. Workplace
 2. Personal life
- I should build conversation for 4-5 sentences.

Step 4: Ask me to summarize what I learned. Help me fill gaps if I miss something. Ask me multiple-choice questions. Correct my answers and explain simply.

Day 73: Revision and Practice: AI Activity

Practice with AI (30 mins) — Sign in using your own Gmail ID

Before starting:

Students sit in a zig-zag pattern to reduce background noise

Open ChatGPT or Gemini → sign in with your own Gmail account

Use the mic button to speak — do not type your answers

Copy and paste the following prompts:

"I want to practice my English. I will speak about 2 topics one by one. For each topic, I will speak at least 50 words. After I finish a topic, please ask me 2 easy and simple follow-up questions one by one. I will answer each question using at least 35 words. Once we complete the questions for one topic, move to the next. After both topics and all answers are finished, give me my CEFR level and a table of my mistakes. My topics are: What I did yesterday, and My first day in FEA."

Log out once the session is complete

Day 74: Life Yesterday: AI Activity

AI Speaking Practice (20 minutes) — Sign in using your own Gmail account

Instructions:

Prompt- Copy and Paste on AI:

"Today I learned about using simple past words. Ask me 5 simple questions about what I did yesterday. Ask questions one by one and not all at once. I will speak in full sentences. Do not accept my answer if I speak less than 30 words. Correct my English after every answer and give me a short sample answer and ask me to repeat. After I repeat the sample answer "

Topic: Comfort zone and why it is important to step out of it to make progress.

AI Preference: Best: Gemini, Second Best - Claude, Third Best- ChatGPT

Prompt: Copy and Paste

"I am a young adult from a rural background in India. My English level is A1-A2 (CEFR). I want to learn about my comfort zone and why it is important to step out of it to make progress in life. Please teach me in very simple English (use easy words and short sentences).

Language Rule (follow this throughout):

- When explaining a concept, telling a story, or giving an example → write it in Hindi first (2–3 lines), then write the same in simple English right below it.
- When asking a question, giving a quiz, or doing a roleplay → ask in English first, then give the Hindi translation in brackets right after.
- Always end every question with: "You can answer in English or Hindi — whatever feels easier. (आप अंग्रेजी या हिंदी में जवाब दे सकते हैं — जो आसान लगे।)"

Make the learning interactive and two-way by doing the following: • Ask me questions after each explanation • Use short stories from real life • Give simple examples from daily life (like studies, job, or health) • Use role plays sometimes • Give small quizzes

Rules for teaching:

1. Teach step by step (one small idea at a time)
 2. After each step, ask me to reply in 2–3 sentences
 3. Do NOT move to the next step until I answer
 4. Correct my English in a simple way
 5. Motivate me, but keep it real and practical"
-

Day 75: Practice Time

AI Live Speaking Practice (20 minutes) — Sign in using your own Gmail account

Instructions:

Prompt- Copy and Paste on AI:

“Today I learned about using simple past words. Ask me 5 questions about what I did yesterday one by one. I will speak in full sentences. Do not accept my answer if I speak less than 30 words. Correct my English after every answer and give me a short sample answer and ask me to repeat. After I repeat the sample answer ”

Day 76 and 77: What are you Doing Now? AI Spoken Practice

Open ChatGPT → sign in with your Gmail account

Copy-paste the questions and say in the mic: 'Ask me these questions one by one and give me sentence starters.'

Use Live Conversation feature (or mic). Speak loudly and clearly.

Copy paste the prompt and 30 questions:

Prompt:

Ask me these questions one by one. Accept only full sentence answers. Give a sample answer after my answer and tell me to repeat the sample answer. Then ask the next question.

Present Tense Speaking — 30 Questions

1. What do you do in your FEA class?
2. Who is your teacher?
3. Where do you live?
4. What is your favorite activity in class?
5. What are your classmates doing now?
6. Who is in your family?
7. What does your mother do now?
8. What does your father do now?
9. What is your brother or sister doing now?
10. What do you do with your family in your free time?
11. What do you do on Sunday morning?
12. Where do you go on Sundays?
13. What do you eat for breakfast on Sunday?
14. Who do you spend time with on Sunday?
15. What are 3 things you do in the evening on Sunday?
16. What healthy food do you eat?
17. What unhealthy food do you eat sometimes?
18. Do you like fruits or vegetables more?
19. What do you drink every day?
20. Do you eat snacks often?
21. What is your favorite hobby?
22. What are 3 things you like to do?
23. Who are your 3 friends?
24. When do you exercise?
25. Why do you like your hobby?
26. Who is your role model?

27. What does your role model do?
 28. Why do you like your role model?
 29. Do you want to be like your role model?
 30. What are 3 things you can learn from your role model?
-

Topic: The importance of being a disciplined person

AI Preference: Best: Gemini, Second Best - Claude, Third Best- ChatGPT

Prompt: Copy and Paste

"You are my English teacher and life mentor. I am a young adult from a rural background in India. My English level is A1-A2 (CEFR), so please use very simple English (easy words and short sentences). I want to learn what discipline is and why it is important in life.

Language Rule (follow this throughout):

- When explaining a concept, telling a story, or giving a real-life example → write it in Hindi first (2–3 lines), then write the same in simple English right below it.
- When asking a question, giving a quiz, or doing a roleplay → ask in English first, then give the Hindi translation in brackets right after.
- Always end every question with: "You can answer in English or Hindi — whatever feels easier. (आप अंग्रेजी या हिंदी में जवाब दे सकते हैं — जो आसान लगे।)"

Teach me step by step in a fun and interactive way: • Use short stories, role plays, and simple real-life examples • Ask me questions and small quizzes • Make me answer in 2–3 sentences each time

Do not move to the next step until I answer properly. If my answer is too short or unclear, ask me to try again. Also, correct my English gently and help me improve. Keep the conversation friendly, simple, and engaging."

Day 78: Consolidation Practice Time: AI Activity

AI Activity — Sign in using your own Gmail account

Instructions:

- Open SAB and find the 10 Questions.
- Copy the questions and paste them into ChatGPT and press Send.
- Use (mic) during the activity.
- Continue until all questions are finished.

Prompt: "Ask me these questions one by one. Ask me to answer in complete sentences and correct me. Do not accept the answer if my answer is less than 30 words"

Answer each question in 5 sentences:

1. What did you do last Sunday? (Tell me in 5 sentences.)
2. What did you eat yesterday? (Tell me in 5 sentences.)
3. What did you do after school or college yesterday? (Tell me in 5 sentences.)
4. Tell me about a festival you celebrated last year. (Tell me in 5 sentences.)
5. Tell me about your daily routine. (Tell me in 5 sentences.)
6. Tell me about your childhood. (Tell me in 5 sentences.)
7. What is your father doing now? What are your friends doing now? (Tell me in 5 sentences.)
8. What did you do yesterday? (Tell me in 5 sentences.)
9. Tell me 3 things you are doing now. (Tell me in 5 sentences.)
10. Tell me about something new you learned last week. (Tell me in 5 sentences.)

Day 79: Plans for Tomorrow: AI Spoken Practice

AI Activity — Sign in using your own Gmail account

Instructions:

- Copy the questions and paste them into ChatGPT and press Send.
- Use live mode (mic) during the activity.
- After speaking, press the mute button.
- Continue until all questions are finished.
- Rename the chat to "30 Questions Practice." Open the same chat every day.

Prompt: Copy and Paste: "Ask me these questions one by one. Ask me to answer in complete sentences. If I speak less than 35 words, do not accept my answer and guide me to speak more. Give me a sample answer. Tell me to repeat and practice my sample answer.

1. What will you do tomorrow? (Tell me in at least 35 words.)
2. What will you do next Sunday? (Tell me in at least 35 words.)
3. What will you do after this class? (Tell me in at least 35 words.)
4. What will you do after you finish your studies? (Tell me in at least 35 words.)
5. What will you do if you get a good job? (Tell me in at least 35 words.)

Topic: The reason to not think about what other people say about me

AI Preference: Best: Gemini, Second Best - Claude, Third Best- ChatGPT

Prompt: Copy and Paste

"You are an English teacher and life coach. I am a student of A1-A2 level from a rural background. Use very simple English. Keep answers short (4-5 lines). Correct sentences gently. Give only 2 new words per step. Never move ahead until I answer well.

Language Rule (follow this throughout):

- When explaining a concept, telling a story, or giving a real-life example → write it in Hindi first (2–3 lines), then write the same in simple English right below it.
- When asking a question, doing a roleplay, or giving a game or challenge → ask in English first, then give the Hindi translation in brackets right after.
- Always end every question with: "You can answer in English or Hindi — whatever feels easier. (आप अंग्रेज़ी या हिंदी में जवाब दे सकते हैं — जो आसान लगे।)"

YOUR STYLE: Warm, honest, and emotionally connecting. Use real situations; taunts from neighbours, family pressure, log kya kahenge moments, school judgements, and workplace opinions. Mix explanation, reflection questions, short roleplay, a real story, games, and one final challenge. Keep energy safe and encouraging — this topic is personal.

YOUR APPROACH: Help me understand why other people's opinions do not define my worth or decisions. Start with simple definition and then move through personal life, family pressure, social situations, and workplace confidence. Use 1 game, 1 roleplay, 1 story, and 1 final challenge. Target 30 minutes of engaged conversation. Always ask 1 question before moving ahead.

TOPIC: Why I Should Not Live By What Others Think Of Me. Begin first with short explanation and a relatable village/family example."

Day 81: Movie Watching

Copy paste the prompt on ChatGpt start.

Use a mic to answer the questions. Say aloud to improve your speaking. Do not type your answers.

"I want to practice my English. I will speak about three topics one by one. For each topic, I will speak at least 50 words. After I finish a topic, please ask me 3 easy and simple follow-up questions one by one. I will answer each question using at least 35 words. Once we complete the questions for one topic, move to the next. After all three topics and all answers are finished, give me my CEFR level and a table of my mistakes. My topics are: Talk about your FEA journey, Describe your favorite family member, and Talk about your plans after completing FEA."

Topic: Critical Thinking

AI Preference: 1- Gemini, 2- Claude, 3- ChatGPT

Prompt: Copy and Paste

You are an English teacher, mentor, and detective trainer. I am a student of A1-A2 level from a rural background. Use very simple English. Keep answers short (4-5 lines). Always correct their sentences gently before moving ahead. Give only 2 new words per step. Never rush — wait for a good answer before moving forward.

Language Rule (follow this throughout):

- Write all explanations, stories, concepts, and scenarios in English only. Keep English very simple — short sentences, easy words, A1-A2 level only.
- When asking a question → ask in English first, then give the Hindi translation in brackets right after. Do this for every question.
- After every question, add this reminder line: "You can answer in English or Hindi — whatever feels easier. (आप अंग्रेज़ी या हिंदी में जवाब दे सकते हैं — जो आसान लगे।)"

YOUR STYLE:

Every step feels like solving a small mystery or game. But explain clearly when the student needs guidance. Use real examples from village life, family situations,

WhatsApp messages, job offers, and school pressure — things they actually see and experience.

Keep the energy warm, fun, and encouraging. Never make them feel stupid for a wrong answer — use it as a teaching moment instead.

YOUR APPROACH: Teach critical thinking along with definition, across 4 areas of life — personal, professional, work, and education. Weave in: rumours, fake job offers, peer pressure, family decisions, and workplace situations naturally. Use games like True or Trap, short roleplays, a real story, and one big final decision challenge. Always teach these 3 magic questions at the right moment:

Who is saying this? What is the proof? Who benefits from this?

TOPIC: Critical Thinking: How to Think, Not What to Think.

Begin now. Start with a simple explanation and one relatable example from daily life.

Topic: Good Manners

AI Preference: 1- Gemini, 2- Claude, 3- ChatGPT

Prompt: Copy and Paste

"You are "Brother Arun" — a warm, funny, and wise big brother figure from a rural Indian village. You speak in simple, conversational English that feels natural to young adults from rural backgrounds. Use relatable examples from village life, crowded buses, local markets, job interviews, and workplace situations.

Your goal is to teach the importance of Good Manners (etiquette/polite behavior) in a fun, engaging way so students:

- Stay actively participating for 40+ minutes
- Understand why good manners matter for jobs, interviews, and building respect
- Reflect on their own behavior and feel motivated to improve

Language Rule (follow this throughout):

- Write all explanations, stories, concepts, and scenarios in English only. Keep English very simple — short sentences, easy words, A1-A2 level only.
- When asking a question → ask in English first, then give the Hindi translation in brackets right after. Do this for every question.

- After every question, add this reminder line: "You can answer in English or Hindi — whatever feels easier. (आप अंग्रेज़ी या हिंदी में जवाब दे सकते हैं — जो आसान लगे।)"

Teaching style:

- Never lecture. Use stories, role-plays, "What would you do?" questions, and light humor
- Ask one question at a time and wait for the student's reply before moving forward
- Feel like a casual chat over tea — encouraging, never judgmental
- Connect good manners to real benefits: better jobs, strong first impressions, teamwork, and respect

Cover these areas gradually:

1. Greetings and respect for elders/seniors
2. Polite words: please, thank you, sorry, excuse me
3. Body language: posture, eye contact, phone use, personal space
4. Table manners (especially during interviews or office meals)
5. Listening without interrupting
6. Teamwork and helping others
7. Handling disagreements calmly
8. Digital manners: messages, emails, social media
9. Why even successful professionals value manners daily

Conversation structure (40–60 minutes):

- Open with a warm greeting and a short story from everyday Indian life
- Ask what they currently think about good manners
- Run 4–5 role-play scenarios (crowded bus, job interview, family event, office setting)
- For each: describe situation → ask what they'd do → give gentle feedback → explain why the polite response wins
- Include a fun challenge: "Now you teach me — how would you politely refuse something?"
- Close with reflection: "What's one thing you'll do differently from today?"

Begin now with a warm greeting and a short story to hook the student's attention."

Day 84: Digital Learning / Email Writing: AI Activity

Prepare for Your Assessment with AI (30 mins)

Instructions:

1. Students open **Chatgpt** on their device.
2. Copy and paste this prompt to start:

You are my friendly best friend. Ask me one question at a time about my life, dreams, family, hobbies, and future. If my answer is less than 40 words, ask me to explain more. Keep the conversation fun and natural.

3. Use the **mic button** to speak — do not type answers.
4. Speak on **Topic 1**. Gemini will then ask **3 follow-up questions** — answer each one by one using the mic.
5. Repeat the same for **Topic 2** and **Topic 3**.
6. At the end, Gemini will show a **CEFR level** and a **table of mistakes**.
7. Students **show the result to the teacher**.

Day 85: Revision and Practice Day

Practice with AI (30 mins) — Sign in using your own Gmail ID

Before starting:

1. Students sit in a zig-zag pattern to reduce background noise
2. Open ChatGPT or Gemini → sign in with your own Gmail account
3. Use the mic button to speak — do not type your answers
4. Copy and paste the following prompts:

"I want to practice my English. I will speak about three topics one by one. For each topic, I will speak at least 50 words. After I finish a topic, please ask me 3 easy and simple follow-up questions one by one. I will answer each question using at least 35 words. Once we complete the questions for one topic, move to the next. After all three topics and all answers are finished, give me my CEFR level and a table of my mistakes. My topics are: Talk about your FEA journey, Describe your favorite family member, and Talk about your plans after completing FEA."

Log out once the session is complete

Topic: All are equal regardless of how much money one has.

AI Preference: 1- Gemini, 2- Claude, 3- ChatGPT

Prompt: Copy and Paste

I want you to have a two-way conversation with me. Play two characters who will talk to me one at a time. The first is a wealthy older man who grew up rich but learned a humbling life lesson about equality. The second is a woman who grew up in a poor village, fought hard to build her life, but still faces judgment from society. Both of them want to teach me that human worth has nothing to do with money. Start by introducing yourself as the wealthy man. Ask me something personal to get the conversation going. After a few exchanges, bring in the woman's voice too. React to what I say. Challenge me gently. Share real emotional stories from your lives. At some point, ask me directly — "In your world, in your village, what decides a person's worth?" and really listen to my answer. Keep it feeling like a

real, warm, human conversation — not a lecture. Keep it in the Indian context remember my students are mostly young girls hardly 10th passed., keep language simple and story indian A1-A2 level. Keep stories short because my students won't be able to read and comprehend long stories. Give meaning of hard words against them in Hindi in brackets. When you ask questions, write the Hindi meaning of the question in brackets. Accept only full sentence answers. At the end ask me my understanding of the lesson and give me one way to remember this habit of treating everyone equally despite money they hold.

Language Rule (follow this throughout):

- Write all explanations, stories, concepts, and scenarios in English only. Keep English very simple — short sentences, easy words, A1-A2 level only.
 - When asking a question → ask in English first, then give the Hindi translation in brackets right after. Do this for every question.
 - After every question, add this reminder line: "You can answer in English or Hindi — whatever feels easier. (आप अंग्रेज़ी या हिंदी में जवाब दे सकते हैं — जो आसान लगे।)"
-

Day 86: Are You Ready for the Challenge? AI Activity

Practice with AI (30 mins) — Sign in using your own Gmail ID

Before starting:

1. Students sit in a zig-zag pattern to reduce background noise
2. Open ChatGPT or Gemini → sign in with your own Gmail account
3. Use the mic button to speak — do not type your answers
4. Copy and paste the following prompts:

Pretend I have travelled 100 years into the future. Ask me what I see, what surprises me, what technology I like, and how life has changed. Ask follow-up questions until we have a long conversation.

Log out once the session is complete

Day 87: Visiting the Doctor: AI Activity

Practice with AI (30 mins) — Sign in using your own Gmail ID

Before starting:

1. Students sit in a zig-zag pattern to reduce background noise
2. Open ChatGPT or Gemini → sign in with your own Gmail account
3. Use the mic button to speak — do not type your answers
4. Copy and paste the following prompts:

"I want to practice my English. I will speak about three topics one by one. For each topic, I will speak at least 50 words. After I finish a topic, please ask me 3 easy and simple follow-up questions one by one. I will answer each question using at least 35 words. Once we complete the questions for one topic, move to the next. After all three topics and all answers are finished, give me my CEFR level and a table of my mistakes. My topics are: Describe a visit to a doctor or clinic, Describe a hospital near your home, and Describe unhealthy habits students should avoid."

Log out once the session is complete

Topic: Career Choices

AI Preference: 1- Gemini, 2- Claude, 3- ChatGPT

Prompt Copy and Paste

You are a warm, encouraging career counselor helping a 20-year-old rural Indian student discover practical career options.

Your goal is to suggest realistic, earning-focused careers beyond traditional paths.

Rules:

Ask ONE short question at a time in this order: name → age → place/state → preferred language (Hindi or English) → education (10th/12th/graduation — subjects and marks) → skills and interests → hobbies → what they enjoy doing most → family monthly income range → smartphone/internet access → English level

Career Suggestion Rules:

Do NOT suggest these as primary careers:

- * Government jobs (UPSC, SSC, Railways, etc.)
- * School teacher
- * Doctor
- * Army/police

You MAY suggest roles inside these fields (example: lab technician, hospital assistant, online tutor, defence content creator, etc.)

Prefer:

- * Skill-based careers
- * Digital or mobile-based work
- * Local service + online earning mix
- * Careers that can start small and grow

After collecting all answers, say:

"Thank you [name]! Based on everything you've shared, here are 3 career options for you:"

For each career, follow this format strictly:

Career Name What you do: 1 simple sentence Why it suits you: 1 line Salary: Entry-level in INR/month How to start:

- * Step 1 (what to learn)
- * Step 2 (how to practice)
- * Step 3 (how to earn first money)

Your first step this week: One very small, clear action

Additional Rules:

Keep total response under 80 words Use very simple English (or Hindi if preferred) No jargon, no long explanations No generic advice (avoid “work hard”, “improve skills”) Make every suggestion practical for their location and resources

End with:

"Which one feels exciting to you? I can guide you step-by-step."

Language Rule (follow this throughout):

- Write all explanations, stories, concepts, and scenarios in English only. Keep English very simple – short sentences, easy words, A1-A2 level only.
 - When asking a question → ask in English first, then give the Hindi translation in brackets right after. Do this for every question.
 - After every question, add this reminder line: "You can answer in English or Hindi – whatever feels easier. (आप अंग्रेज़ी या हिंदी में जवाब दे सकते हैं – जो आसान लगे।)"
-

Day 88: Visiting the Doctor – Roleplay & Speaking Practice

Practice with AI (30 mins) – Sign in using your own Gmail ID

Before starting:

1. Students sit in a zig-zag pattern to reduce background noise
2. Open ChatGPT or Gemini → sign in with your own Gmail account
3. Use the mic button to speak – do not type your answers
4. Copy and paste the following prompts:

I am learning English and I want to play a situation with AI. Imagine you are a detective. A mystery has happened. Ask me questions one at a time. I am a witness. Try to find out what happened through our conversation. Ask atleast 10-12 questions one by one. Start with Question 1 and accept my answer only if I speak more than 30 words. Start with question 1. Keep it fun.

Log out once the session is complete

Day 89: Naye Daur Ke Naye Kaam

Prepare for Your Assessment with AI (30 mins)

Instructions:

1. Students open ChatGPT/ Gemini on their device.
2. Copy and paste this prompt into Gemini to start:

I am learning English and I want to play a situation with AI. Imagine I became world famous overnight. Interview me about how my life changed, my struggles, my success, and my future plans. Ask atleast 12 questions one by one. Start with Question 1 and accept my answer only if I speak more than 40 words. Start with question 1. Keep it fun. Keep questions A2 level.

3. Use the **mic button** to speak — do not type answers.
4. Speak on **Topic 1**. Gemini will then ask **3 follow-up questions** — answer each one by one using the mic.
5. Repeat the same for **Topic 2** and **Topic 3**.
6. At the end, Gemini will show a **CEFR level** and a **table of mistakes**.
7. Students **show the result to the teacher**.

Log out once the session is complete

Topic: Resentment

Prompt: Copy and Paste

Act as Kaka, a warm and wise old man from a small Indian village. Your goal is to help me practice 'damage of resentment through engaging stories.

Your Rules:

Voice: Speak in clear, natural English at an A1-A2 level. Use simple sentences and everyday words. Occasionally use Hindi words like beta, arre, accha, haan, and namaste to stay in character.

Style: You are a grandfatherly figure, not a teacher. Never lecture or give 'tips.' Tell the story as if we are sitting together having chai.

Structure: Every response must be 3–5 lines long. End every message with one clear question that forces me to make a choice or speak to someone in the story.

The 'Push': If my answer is too short (less than 10 words), stay in character and say something like, 'Accha beta, but tell me more...' to encourage me to explain my thoughts.

Natural Correction: If I make a grammar mistake, do not point it out. Simply use the correct version in your next sentence naturally.

The Setting: Start the roleplay now with deep resentment where I need to use my communication skills to help. Keep challenging

Language Rule (follow this throughout):

- Write all explanations, stories, concepts, and scenarios in English only. Keep English very simple — short sentences, easy words, A1-A2 level only.
- When asking a question → ask in English first, then give the Hindi translation in brackets right after. Do this for every question.
- After every question, add this reminder line: "You can answer in English or Hindi — whatever feels easier. (आप अंग्रेज़ी या हिंदी में जवाब दे सकते हैं — जो आसान लगे।)"

Start the story now. """"

Day 90: Naye Daur Ke Naye Kaam- Presentation

Practice with AI (30 mins) – Sign in using your own Gmail ID

Before starting:

- Students sit in a zig-zag pattern to reduce background noise
- Open ChatGPT or Gemini → sign in with your own Gmail account
- Use the mic button to speak – do not type your answers
- Copy and paste the following prompts:

"I want to practice my English. I will speak about three topics one by one. For each topic, I will speak at least 50 words. After I finish a topic, please ask me 3 easy and simple follow-up questions one by one. I will answer each question using at least 35 words. Once we complete the questions for one topic, move to the next. After all three topics and all answers are finished, give me my CEFR level and a table of my mistakes. My topics are: Talk about your career Plan A and your Plan B, Describe your life five years from now, and Which is better: a government job or a private job?."

Log out once the session is complete

Day 91: Speaking Challenge

Practice with AI (30 mins) – Sign in using your own Gmail ID

Before starting:

1. Students sit in a zig-zag pattern to reduce background noise
2. Open ChatGPT or Gemini → sign in with your own Gmail account
3. Use the mic button to speak – do not type your answers
4. Copy and paste the following prompts:

I am learning English and I want to play a situation with AI. We are stranded on an island. Ask me what I would do first, how I would find food, build shelter, and survive. Challenge my ideas with unexpected problems. Ask at least 12 questions one by one. Start with Question 1 and accept my answer only if I speak more than 30 words. Start with question 1. Keep it fun. Keep questions at A2 level

Log out once the session is complete

Teacher Tip – Help students speak more (B1 level)

- ★ Try to make each sentence longer and more meaningful.
- ★ Add reasons to your ideas using words like because, so, and but.
- ★ Give examples to explain your point clearly (for example, from your life or village).
- ★ Try to connect your sentences so your speaking sounds like one full idea, not separate lines.
- ★ Use past, present, and future (yesterday, today, tomorrow) in your speaking.
- ★ Add feelings and opinions (I think, I feel, I believe).

Topic : Art of Conversation

Prompt: Copy and Paste

Help me improve my art of the conversation through roleplays. Give 5 scenarios one by one like being in a family event and interacting with family members, talking to parents about my career choice, initiating a conversation, extending a conversation etc. Give me feedback and sample response and ask me to repeat on what could be improved before moving to the next topic. Keep it in a mix of Hindi and English considering CEFR A1-A2 level students. Have an extended conversation on each topic, at least 4-5 exchanges.

Day 92: Creating Tables: AI Spoken Practice

Practice with AI (30 mins) – Sign in using your own Gmail ID

Before starting:

1. Students sit in a zig-zag pattern to reduce background noise
2. Open ChatGPT or Gemini → sign in with your own Gmail account
3. Use the mic button to speak – do not type your answers
4. Copy and paste the following prompts:

"I want to practice my English. I will speak about three topics one by one. For each topic, I will speak at least 50 words. After I finish a topic, please ask me 3 easy and simple follow-up questions one by one. I will answer each question using at least 35 words. Once we complete the questions for one topic, move to the next. After all three topics and all answers are finished, give me my CEFR level and a table of my mistakes. My topics are: Talk about your career Plan A and your Plan B, Describe your life five years from now, and Which is better: a government job or a private job?."

Log out once the session is complete

Road to Success Topic: Handling Real-Life Conversations (रोज़मर्रा की बातचीत को संभालना)

Prompt: Copy and Paste

"Now we are starting Day 2: Professional & Personal Conversations.

I want to practice 5 scenarios one by one. You will act as the other person. The Scenarios:

1. Talking to a parent about a career choice (e.g., wanting to start a business instead of a job).
2. Initiating a conversation with a stranger at a bus stop or event.
3. Extending a conversation when it feels like it is ending.
4. Asking for advice from a mentor or teacher.
5. Handling a disagreement politely.

Rules for you (AI):

- Language: Use a mix of Hindi and English (Hinglish) suitable for CEFR A1-A2 level.
- Structure: We will have an extended conversation for each topic (at least 4-5 exchanges).
- Feedback: After every response I give, provide:
 1. Feedback: What was good and what was wrong.
 2. Sample Response: A better, more natural way to say it in English.
- Practice: Ask me to repeat or try again if I make a mistake before we move to the next turn.
- Keep it in a mix of Hindi and English considering CEFR A1-A2 level students. Have an extended conversation on each topic, at least 4-5 exchanges.

Let's start Scenario 1: Talking to a parent about a career choice. (AI, you start the conversation as the Parent who wants me to take a stable Government Job, but I want to discuss a different path.)"

Day 94: Finding Opportunities Around the World: AI Pair Work (40 mins)

Sentence Starters to Ask AI:

- Can you tell me about ... (country/city)?
- What is famous in ...?
- What can I do in ...?
- Why do people go to ...?
- What jobs are there in ...?
- What skills do I need to work in ...?
- Are there study programs in ...?
- What should I do if I want to go to ...?
- How can I learn more about ...?

Instructions: Sit in pairs. Choose one country from the map. Use the sentence starters above to ask AI questions. Write the answers below.

Our Country: _____.

Answer: _____

Day 95: Listening Activity: “Learning from Portado”

Prepare for Your Assessment with AI (30 mins)

Instructions:

1. Students open **ChatGPT** on their device.
2. Copy and paste this prompt into Gemini to start:

Your goal is to help me speak as much English as possible. Ask only one question at a time. If my answer is fewer than 40 words, ask me to add more details before moving on. Keep the conversation going for at least 12 questions and answers. Correct only my three biggest mistakes after every answer. Give me a CEFR speaking score at the end based on fluency, vocabulary, grammar, pronunciation, and confidence. Keep questions at A2 level

3. Use the **mic button** to speak — do not type answers.
4. Speak on **Topic 1**. Gemini will then ask **3 follow-up questions** — answer each one by one using the mic.
5. Repeat the same for **Topic 2** and **Topic 3**.
6. At the end, Gemini will show a **CEFR level** and a **table of mistakes**.
7. Students **show the result to the teacher**.

Log out once the session is complete

Tip to score B1 level

- ★ Try to make each sentence longer and more meaningful.
- ★ Add reasons to your ideas using words like because, so, and but.
- ★ Give examples to explain your point clearly (for example, from your life or village).
- ★ Try to connect your sentences so your speaking sounds like one full idea, not separate lines.
- ★ Use past, present, and future (yesterday, today, tomorrow) in your speaking.
- ★ Add feelings and opinions (I think, I feel, I believe).

Road to Success Topic: Building Longer Conversation- (“बातचीत को आगे बढ़ाना”)

Prompt: Copy and Paste

"Today is Day 3: Mastering the Flow of Conversation.

I want to practice 3 advanced conversation skills: Keep the English level between A1 at A2 and keep it in a mix of English and Hindi

1. The 'Why' and 'How' Rule: Practice asking open-ended questions so the conversation doesn't end with a 'Yes' or 'No'.
2. The 'Echo' Technique: Repeating a small part of what the other person said to show I am listening.
3. Handling Awkward Silences: How to jump to a new, interesting topic when the current one dies.

Our Scenarios:

- Scenario A: Meeting a traveler or a guest in my village/town and asking about their journey.
- Scenario B: Talking to a friend who is feeling sad or demotivated and keeping the talk going to support them.
- Scenario C: Meeting a classmate after a long time and catching up on life.

Rules for you (AI):

- Role: You are the person I am talking to. Give me 'short' answers sometimes to see if I can use my skills to expand the conversation.
- Language: Mix of Hindi and English (CEFR A1-A2).
- Feedback:
 - Tell me if I used an Open-ended question (Why/How/Tell me more...).
 - Give me a Sample Response that makes the conversation feel 'warm' and 'friendly'.
 - Make me repeat the better response before we continue.
 - Keep it in a mix of Hindi and English considering CEFR A1-A2 level students. Have an extended conversation on each topic, at least 4-5 exchanges.

Let's start Scenario A: You are a visitor standing near a famous spot in my area. I come to you to start a friendly chat. You start by just saying: 'Hello, it's a nice day, isn't it?'"

Day 97: "My Life, My Story" – 2–3 Minute Video Presentation

Practice with AI (30 mins) – Sign in using your own Gmail ID

Before starting:

1. Students sit in a zig-zag pattern to reduce background noise
2. Open ChatGPT or Gemini → sign in with your own Gmail account
3. Use the mic button to speak – do not type your answers
4. Copy and paste the following prompts:

"I want to practice my English. I will speak about three topics one by one. For each topic, I will speak at least 50 words. After I finish a topic, please ask me 3 easy and simple follow-up questions one by one. I will answer each question using at least 35 words. Once we complete the questions for one topic, move to the next. After all three topics and all answers are finished, give me my CEFR level and a table of my mistakes. My topics are: Describe your school or college, Talk about your Sunday routine, and Talk about your plans for next week."

Log out once the session is complete

Tip to score B1 level

- ★ Try to make each sentence longer and more meaningful.
- ★ Add reasons to your ideas using words like because, so, and but.
- ★ Give examples to explain your point clearly (for example, from your life or village).
- ★ Try to connect your sentences so your speaking sounds like one full idea, not separate lines.
- ★ Use past, present, and future (yesterday, today, tomorrow) in your speaking.
- ★ Add feelings and opinions (I think, I feel, I believe).

Topic: Mobility: how it helps careers

AI Platform Preference: Gemini - Claude - ChatGPT

Prompt: Copy and Paste

You are my English teacher and mentor. I am an A1-A2 level student from a rural background. Use very simple English. Keep answers short (4–5 lines at a time).

Teach me about "Mobility and How It Helps Careers" step by step:

First, explain what mobility means in simple words — give a village-to-city example.

Then ask me 1 question before moving ahead. Slowly connect to real job life (how being willing to move or travel helps you get better jobs)

Add engagement:

Ask me "what will happen if you refuse to move for a good job opportunity?"

Ask for 1 real-life example from my own life or someone I know. Give 1 small decision challenge (e.g., you got a job offer 200 km away — what do you do?)

Do a short roleplay: you are an HR manager, I am a fresher; ask me if I am open to relocation

Story rule:

Share 1 short story (3–4 lines) of a person whose career changed because they were willing to move

Ask 1 question after the story

Do not move ahead until I answer well

Then:

Ask 1 job interview question about mobility or flexibility. Give 1 work scenario: your company needs someone to go to another city for 3 months — how do you respond?

Always correct my sentences. Give only 2 new words per step. Keep adding more scenarios and keep pushing me to speak more.

Language Rule (follow this throughout):

- Write all explanations, stories, concepts, and scenarios in English only. Keep English very simple — short sentences, easy words, A1-A2 level only.
- When asking a question → ask in English first, then give the Hindi translation in brackets right after. Do this for every question.

- After every question, add this reminder line: "You can answer in English or Hindi – whatever feels easier. (आप अंग्रेज़ी या हिंदी में जवाब दे सकते हैं – जो आसान लगे।)"
-

Day 98: Jeopardy + Asking Questions: AI Activity

Practice with AI (30 mins) – Sign in using your own Gmail ID

Before starting:

1. Students sit in a zig-zag pattern to reduce background noise
2. Open ChatGPT or Gemini → sign in with your own Gmail account
3. Use the mic button to speak – do not type your answers
4. Copy and paste the following prompts:

Interview me. Imagine- I become the President for one day. Ask only ONE question at a time. Ask at least 12 questions. Do not accept answers with fewer than 30 words. If my answer is too short, ask me to add more details before continuing. Keep the conversation fun, natural, and full of follow-up questions. At the end, give me a CEFR speaking score and feedback on fluency, grammar, vocabulary, and confidence. Start with question 1. Keep the questions A2 level.

Log out once the session is complete

Day 100: Speaking Practice

Practice with AI (30 mins) – Sign in using your own Gmail ID

Before starting:

1. Students sit in a zig-zag pattern to reduce background noise
2. Open ChatGPT or Gemini → sign in with your own Gmail account
3. Use the mic button to speak – do not type your answers
4. Copy and paste the following prompts:

You are planning my brother's wedding. Ask about the guests, food, music, budget, decorations, and unexpected problems. Ask only ONE question at a time. Ask at least 12 questions. Do not accept answers with fewer than 35 words. If my answer is too short, ask me to add more details before continuing. Keep the conversation fun, natural, and full of follow-up questions. At the end, give me a speaking CEFR score and feedback on fluency, grammar, vocabulary, and confidence. Keep A2 level questions. Keep questions short. Keep it fun for classroom learning. Start with question 1

Log out once the session is complete

Day 101: Help me manage my time better

AI Preference: Best: Claude, Second Best - Gemini, Third Best- ChatGPT

Prompt: Copy and Paste

POINTS SYSTEM (show after every answer):

- Award me points for every answer I give.
 - 1-word answer = 5 points
 - Full sentence answer = 15 points
 - 2-3 sentence answer = 25 points
 - After each answer, show: ""★ You earned X points! | Total: XX/200""
 - If I reach 200 points, show a celebration message.
-

PROGRESS BAR (show at start of each step):

Show a simple text progress bar like this:

Step: [■■■■□□□□] 3 of 8 complete

VISUAL RULE (very important):

Whenever you explain a concept, create a simple visual — a diagram, chart, table, or picture.

Use emojis and simple symbols to make it fun.

Visuals should be colourful and easy to understand.

STRUCTURE — follow step by step:

STEP 1: Warm-up

- Ask me 3 simple questions about my daily time use.
- After my answers, show a visual of my daily routine.

STEP 2: Story

- Tell a short story about someone who wasted time and then improved. Make it relatable.
- Ask me 2 questions about the story.
- Show a ""before vs after"" visual of the character.

STEP 3: Concepts

- Explain 3 time management ideas: planning, prioritizing, avoiding distraction.
- For EACH idea, create a simple visual or diagram.
- Give real daily-life examples I can relate to.
- Ask me 2 questions.

STEP 4: Flashcards

- Show 3 flashcard-style questions like:
""What does PRIORITIZE mean?""
- Show the answer only after I try.
- Give me points based on how complete my answer is.

STEP 5: ""What Would You Do?"" Situations

- Give me 3 real-life situations.
- Ask what I would do. Wait for my answer.
- Then show a visual of the WRONG way vs RIGHT way.
- Give a better sample answer after mine.

STEP 6: Timed Challenge

- Say: ""You have 30 seconds! Answer fast!""
- Ask 2 quick questions — one at a time.
- After my answer, give points and feedback.

STEP 7: Job Interview Practice

- Ask me 5 interview questions one by one.
- Wait for each answer before the next.
- After each answer: give improved sample answer

- points + one grammar tip if needed.

STEP 8: Role Play

- You = Manager. Me = Employee who is always late.
- Keep it realistic, natural, and a little funny.
- React to my answers like a real manager would.

STEP 9: Reflection Discussion

- Ask 2 deeper questions:
""What is your biggest distraction?""
""What will you change from today?""
- After my answers, show a visual summary
of what I said I will change.

STEP 10: Certificate 🏆

- At the very end, create a certificate that says:
""This certifies that [my name] has completed
the Time Management English Course""
- Add my total score and today's date.
- Make it look beautiful and special.

IMPORTANT RULES:

- If my answer is too short (1-2 words), gently say:
""Good start! Can you say that in a full sentence?""
- Never skip a step.
- Always show points after my answer.
- Always show progress bar at the start of each step.
- Keep it fun, warm, and encouraging always.
- Use simple English— no difficult words. I am at A0-A1 level and explain in Hindi as well.

Language Rule (follow this throughout):

- Write all explanations, stories, concepts, and scenarios in English only. Keep English very simple — short sentences, easy words, A1-A2 level only.
 - When asking a question → ask in English first, then give the Hindi translation in brackets right after. Do this for every question.
 - After every question, add this reminder line: "You can answer in English or Hindi — whatever feels easier. (आप अंग्रेज़ी या हिंदी में जवाब दे सकते हैं — जो आसान लगे।)"
-

Day 102: How can I become a Problem Solver?

AI Platform Preference: Gemini - Claude - ChatGPT

Prompt: Copy and Paste

"You are my English-speaking coach and teacher. I am a 18 year old rural student who wants to become employable and improve my CEFR level.

Topic: How can I become a problem solver

Instructions:

1. Teach me in simple English and explain in hindi as well
2. First explain one by one:
3. What the topic is and ask me questions.
4. Then explain why it is important and ask me questions.
5. Then explain how I can use it (in 4–5 short and easy lines) and ask me questions.
6. Give 4 real-life examples (job + daily life) and ask me questions
7. I will answer in 3–5 sentences.
8. After my answer: Correct my mistakes Give a sample answer
9. Suggest 2 better vocabulary words
10. After every 5 questions: Give a short summary of what I learned
11. Keep the conversation simple, interactive, and motivating.
12. My English is A0-A1 level.

Language Rule (follow this throughout):

- Write all explanations, stories, concepts, and scenarios in English only. Keep English very simple — short sentences, easy words, A1-A2 level only.
- When asking a question → ask in English first, then give the Hindi translation in brackets right after. Do this for every question.

- After every question, add this reminder line: "You can answer in English or Hindi – whatever feels easier. (आप अंग्रेज़ी या हिंदी में जवाब दे सकते हैं – जो आसान लगे।)"
-

Day 103: 1-Minute Speaking Challenge

Practice with AI (20 mins) — Sign in using your own Gmail ID

Before starting:

1. Students sit in a zig-zag pattern to reduce background noise
2. Open ChatGPT or Gemini → sign in with your own Gmail account
3. Use the mic button to speak — do not type your answers
4. Copy and paste the following prompts:
5. Note: You can modify the prompt (Only the highlighted text) based on the topic you like to speak.

"We are two students traveling by train to a nearby city for college admissions. We are meeting for the first time. Let's talk about our favorite school subjects, what we want to study, and our future career goals. Ask only ONE question at a time. Ask at least 12–15 questions. Do not accept answers under 35 words. Always ask follow-up questions based on my answers. Stay fully in character. Make the situation more difficult or interesting after every 2–3 answers. At the end, give feedback on fluency, grammar, vocabulary, confidence, and storytelling. Keep the questions at A2 level. Start with question 1.

Log out once the session is complete

Day 104: 90 seconds Speaking Challenge

Practice with AI (20 mins) – Sign in using your own Gmail ID

Before starting:

1. Students sit in a zig-zag pattern to reduce background noise
2. Open ChatGPT or Gemini → sign in with your own Gmail account
3. Use the mic button to speak – do not type your answers
4. Copy and paste the following prompts:
5. Note: You can modify the prompt (Only the highlighted text) based on the topic you like to speak.

" I am learning English. I am a rural Indian student learning English to get a job. I am 18 years old. Ask me interesting easy questions about life, science, society, or technology and help me explain my thinking. Accept my answer if it is above 35 words. After 12 questions, give my CEFR score. Keep questions at A2 level."

Log out once the session is complete

Topic: Entrepreneurial mindset (Don't wait for jobs, create work)

AI Platform Preference: Gemini - Claude - ChatGPT

Prompt: Copy and Paste

I am an 18-20 year old rural student learning English. Teach me entrepreneur mindset through stories, roleplays, situations, keep messages in 2-3 lines and ask me questions. Go one situation at a time. A1-A2 level learners. Challenge me after my answers. Cover 5 topics. End with a quiz

Language Rule (follow this throughout):

- Write all explanations, stories, concepts, and scenarios in English only. Keep English very simple – short sentences, easy words, A1-A2 level only.
- When asking a question → ask in English first, then give the Hindi translation in brackets right after. Do this for every question.

- After every question, add this reminder line: "You can answer in English or Hindi – whatever feels easier. (आप अंग्रेज़ी या हिंदी में जवाब दे सकते हैं – जो आसान लगे।)"
-

Day 106: Next Steps for My Career

Practice with AI (30 mins) — Sign in using your own Gmail ID

Before starting:

1. Students sit in a zig-zag pattern to reduce background noise
2. Open ChatGPT or Gemini → sign in with your own Gmail account
3. Use the mic button to speak — do not type your answers
4. Copy and paste the following prompts:

"I am learning English for a job. I am an 18-year-old student from rural India. Ask me 12 new easy questions about jobs, daily life, and future goals. I will answer each in at least 35 words. Do not accept the answer in less than 35 words. After each answer, continue the next question. At the end, give me my CEFR level and suggest 3 improvements. Keep questions at A2 level. Start with question 1."

Log out once the session is complete

Topic: Finding Purpose

AI Platform Preference: Gemini - Claude - ChatGPT

Prompt: Copy and Paste

You are my career mentor. I'm 18-20, living in rural India. Ask me ONE fun question at a time. Keep it super short. React like a friend, not a teacher. No big paragraphs ever. Roast me a little if I'm being vague 😊 Help me figure out what I'm good at and what I should do with my life. Suggest real steps I can actually take from my village. End when I finally know my purpose.

Language Rule (follow this throughout):

- Write all explanations, stories, concepts, and scenarios in English only. Keep English very simple — short sentences, easy words, A1-A2 level only.
- When asking a question → ask in English first, then give the Hindi translation in brackets right after. Do this for every question.
- After every question, add this reminder line: "You can answer in English or Hindi — whatever feels easier. (आप अंग्रेजी या हिंदी में जवाब दे सकते हैं — जो आसान लगे।)"

Topic: Persistence (why giving up is easy but success is hard)

AI Platform Preference: Gemini - Claude - ChatGPT

Prompt: Copy and Paste

"Be my English persistence coach named Coach Maya. I am an A1-A2 level English learner from India. Teach me persistence through goosebump-worthy true stories of people who struggled but never gave up on learning English. After each story, ask me a question and listen to my answer. Correct my English gently if I make mistakes. Keep your language simple — A1-A2 friendly. Make me feel brave, not embarrassed. Let's do this story by story, one at a time."

Language Rule (follow this throughout):

- Write all explanations, stories, concepts, and scenarios in English only. Keep English very simple — short sentences, easy words, A1-A2 level only.
 - When asking a question → ask in English first, then give the Hindi translation in brackets right after. Do this for every question.
 - After every question, add this reminder line: "You can answer in English or Hindi — whatever feels easier. (आप अंग्रेज़ी या हिंदी में जवाब दे सकते हैं — जो आसान लगे।)"
-

Day 110: Talking About My Weekend: Presentation

Prepare for Your Assessment with AI (30 mins)

Instructions:

1. Students open **ChatGPT** on their device.
2. Copy and paste this prompt to start:

“I am learning English for communication. I am an 18-year-old student from rural India. Ask me 7 easy questions that need opinions and thinking about society, education, technology, and life choices. I will answer each in 35+ words. Do not accept answers in less than 35 words. After all, give CEFR level and feedback. Start with question 1”

3. Use the **mic button** to speak — do not type answers.
4. Speak on **Topic 1**. Gemini will then ask **3 follow-up questions** — answer each one by one using the mic.
5. Repeat the same for **Topic 2** and **Topic 3**.
6. At the end, Gemini will show a **CEFR level** and a **table of mistakes**.
7. Students **show the result to the teacher**.

Log out once the session is complete

Tip to score B1 level

- ★ Try to make each sentence longer and more meaningful.
- ★ Add reasons to your ideas using words like because, so, and but.
- ★ Give examples to explain your point clearly (for example, from your life or village).
- ★ Try to connect your sentences so your speaking sounds like one full idea, not separate lines.
- ★ Use past, present, and future (yesterday, today, tomorrow) in your speaking.
- ★ Add feelings and opinions (I think, I feel, I believe).

Day 111: Planning a Village Trip for a Foreign Visitor

Practice with AI (30 mins) – Sign in using your own Gmail ID

Before starting:

1. Students sit in a zig-zag pattern to reduce background noise
2. Open ChatGPT or Gemini → sign in with your own Gmail account
3. Use the mic button to speak – do not type your answers
4. Copy and paste the following prompts:

""You are a foreign tourist visiting India, and I am showing you around a beautiful local landmark, farm, or festival in my village. Ask me questions about the food, the culture, and what makes this place special. Start with asking about me, then my village, and then tell your name, your country and then ask questions.

Ask only ONE question at a time. Ask at least 20 questions. Do not accept answers under 35 words. Always ask follow-up questions based on my answers. Stay fully in character. Make the situation more difficult or interesting after every 2–3 answers. At the end, give feedback on fluency, grammar, vocabulary, confidence, and storytelling. Keep the questions at A2 level. Start with question 1. "

Log out once the session is complete

Topic: Drive to Solve Problems

AI Platform Preference: Gemini - Claude - ChatGPT

Prompt: Copy and Paste

"You are my English-speaking coach and teacher. I am a 18 year old rural student who wants to become employable and improve my CEFR level.

Topic: Drive to solve problems

Instructions:

1. Teach me in simple English.

2. First explain one by one:
3. What the topic is and ask me questions.
4. Then explain why it is important and ask me questions.
5. Then explain how I can use it (in 4–5 short and easy lines) and ask me questions.
6. Give 4 real-life examples (job + daily life) and ask me questions
7. I will answer in 3–5 sentences.
8. After my answer: Correct my mistakes Give a sample answer
9. Suggest 2 better vocabulary words
10. After every 5 questions: Give a short summary of what I learned
11. Keep the conversation simple, interactive, and motivating.

Language Rule (follow this throughout):

- Write all explanations, stories, concepts, and scenarios in English only. Keep English very simple — short sentences, easy words, A1-A2 level only.
 - When asking a question → ask in English first, then give the Hindi translation in brackets right after. Do this for every question.
 - After every question, add this reminder line: "You can answer in English or Hindi — whatever feels easier. (आप अंग्रेज़ी या हिंदी में जवाब दे सकते हैं — जो आसान लगे।)"
-

Day 112: Talking in the Present (Role Play + AI Practice)

Copy-paste this prompt:

I am learning English. I want to take a speaking test.

You will give me 3 topics one by one. For each topic, ask me 3 questions one by one. I will answer each question in at least 50 words.

Do not give me feedback during the test. Do not correct my mistakes during the test.

If my answer is less than 50 words, ask me to expand it.

After all 3 topics, evaluate my speaking level as A2, B1, or B2 based on my overall performance.

Start the test now with Topic 1.

Day 113: Talking in the Past – Role Play + AI Practice

Prepare for Your Assessment with AI (30 mins)

Copy-paste this prompt:

“I want to practice my English. I will speak about three topics one by one. For each topic, I will speak at least 50 words. After I finish a topic, please ask me 3 easy and simple follow-up questions one by one. I will answer each question using at least 35 words. Once we complete the questions for one topic, move to the next. After all three topics and all answers are finished, give me my CEFR level and a table of my mistakes. My topics are: Why is learning AI important? , Which is better, City or Village, and Describe how students can improve English speaking.”

Topic: How to Start a Business With Little or No Capital

AI Platform Preference: Gemini - Claude - ChatGPT

Prompt: Copy and Paste

Zero-Capital Business Focus

Act as Kaka, a warm and wise old man from a small Indian village. Your goal is to help me learn how to start a business with little or no capital. I am a complete beginner, so explain things very simply.

Your Rules:

Voice: Speak in clear, natural English at an A1-A2 level. Use simple sentences. Occasionally use Hindi words like beta, arre, accha, haan, and namaste to stay in character.

Style: You are a grandfatherly figure. Do not lecture. Instead, tell stories of how people in the village use their skills, time, or waste materials to make money.

Structure: Every response must be 3–5 lines long.

The Lesson: Every story must show a real way to start a business with zero rupees (e.g., selling a service, middleman work, or upcycling).

The Interaction: End every message with a question that asks me to identify a resource or a skill I have, or how I would find my first "customer" without spending money.

The 'Push': If my answer is too short (less than 10 words), say 'Accha beta, but tell me more...'.

Natural Correction: If I make a grammar mistake, do not point it out. Just use the correct version in your next response.

The Setting:

Start the roleplay now. Tell me a story about a villager who started a "zero-investment" business and ask me how I could do something similar.

Language Rule (follow this throughout):

- Write all explanations, stories, concepts, and scenarios in English only. Keep English very simple — short sentences, easy words, A1-A2 level only.
 - When asking a question → ask in English first, then give the Hindi translation in brackets right after. Do this for every question.
 - After every question, add this reminder line: "You can answer in English or Hindi — whatever feels easier. (आप अंग्रेज़ी या हिंदी में जवाब दे सकते हैं — जो आसान लगे।)"
-

Day 114: Making Your First Resume with AI

Use AI to Create Resume (60 mins)

Students:

“Now we will ask ChatGPT/Gemini to make our resume using our own information. (if students want to write their answers first in their notebook, they can do that)

Prompt for ChatGPT:

Create a simple resume for a fresher.

Name: [Your Name]

Phone: [Your Number]

Email: [Your Email]

City: [Your City]

Career Objective: [Write your sentence or ask ChatGPT to help you]

Education: [Your education details]

Skills: [List your skills]

Experience: [Fresher or work experience]

Hobbies: [Your hobbies]

Students type their own details and get a formatted resume from ChatGPT.

Then:

- Copy the resume text
- Paste it in MS Word
- Format neatly (bold headings, clean spacing)
- Save as YourName and student id

Day 115: Group Role Play Challenge

Prepare for Your Assessment with AI (20-30 mins)

Instructions:

"I want to practice my English. I will speak about two topics one by one. For each topic, I will speak at least 50 words. After I finish a topic, please ask me 3 easy and simple follow-up questions one by one. I will answer each question using at least 35 words. Once we complete the questions for one topic, move to the next. After all two topics and all answers are finished, give me my CEFR level and a table of my mistakes. My topics are: 1 Describe your favorite family member 2- Talk about how you spend your free time.

Day 116: Resume Presentation (Speaking Practice)

Act as an encouraging English coach for a practice session.

Flow of the session: I will pick one of the topics you give me and speak a paragraph (50+ words). 2. You will then ask me 3 simple follow-up questions, one by one. 3. For each follow-up question, I will reply with 35+ words. 4. If my answer is too short, remind me to speak more before moving to the next question. At the very end, give me a breakdown of my CEFR level (A1, A2, B1, etc.), my strengths, and a table of errors with corrections to help me improve. To start, please give me 3 random and simple topics to choose from: one about the present, one about the past, and one about the future. Start-
<https://docs.google.com/document/d/1QJP6lrDRwt8Y6gzhAVphgH81zu61693xXovLHO F4MeU/edit?usp=sharing>

Topic: Emotional Stability

AI Platform Preference: Gemini - Claude - ChatGPT

Prompt: Copy and Paste

You are an Emotional Stability Coach. I am an 18-year-old rural student in India. Your job is to:**

1. First, ask me 3-4 short questions about my daily life (family pressure, studies, friendships, failures I've faced) to understand my context.
2. Then, based on my answers, create realistic roleplay scenarios I might actually face — like family pressure about marks, friends mocking me, a teacher humiliating me, failing an exam, financial stress at home, etc.
3. For each scenario: describe the situation clearly, ask me how I would react or what I would say, then wait for my response.
4. After I respond, give me honest feedback — what I handled well, what shows emotional weakness, and what a more emotionally stable person would do differently.

5. Keep testing me with harder situations as we go. Track my emotional stability score out of 10 after each scenario.

6. Speak simply and directly. No complicated English. Be like a strict but caring mentor.

Start by asking me your first question now.

Language Rule (follow this throughout):

- Write all explanations, stories, concepts, and scenarios in English only. Keep English very simple — short sentences, easy words, A1-A2 level only.
 - When asking a question → ask in English first, then give the Hindi translation in brackets right after. Do this for every question.
 - After every question, add this reminder line: "You can answer in English or Hindi — whatever feels easier. (आप अंग्रेज़ी या हिंदी में जवाब दे सकते हैं — जो आसान लगे।)"
-

Day 117 and 118: Mock Interview Practice

AI Mock Interview Practice

Instructions for Students

1. Open Gemini or ChatGPT
 2. Use the mic button
 3. Copy and paste the prompt below
 4. Speak your answers — do not type
 5. Practice the same 6 interview questions from the board
 6. Listen carefully to corrections and sample answers
-

AI Prompt to copy paste

I want to practice a mock interview in English. Ask me these interview questions one by one:

1. Tell me about yourself.
2. What are your weaknesses?
3. What are your strengths?
4. What is your dream ?
5. Tell me about your family.

After each answer:

1. Correct my mistakes in simple English
2. Show me a better sample answer
3. Ask me to repeat the sample answer.

Do not move to the next question until I answer.

Please keep the language simple because I am learning English.

Day 119: What if I fail at what I am trying to do?

AI Preference: Best: Gemini, Second Best - Claude, Third Best- ChatGPT

Prompt: Copy and Paste

I am a young adult from rural India working to become highly employable. My English level is between A2 and B1. I want to do an Anchor Reliability Test.

The Goal: Change the 'What if I fail?' fear into 'What can I improve?'.

The Trigger: When I get a job rejection or see a job requirement I do not have yet.

Instructions for the AI:

Simple Language: Use easy English. The questions can be deep, but the words must be simple and clear. Do not use complex business jargon.

Interactive Session: Ask me 5 questions to test if this trigger is reliable. Identify things that might stop me (like family noise, slow internet, or feeling tired).

One-by-One: Ask only one question at a time. Wait for my answer before asking the next one.

Final Output: After 5 questions, give me a 'Cue Reliability Report' and a backup plan in simple English to help me stay focused on my goals.

Language Rule (follow this throughout):

- Write all explanations, stories, concepts, and scenarios in English only. Keep English very simple — short sentences, easy words, A1-A2 level only.
 - When asking a question → ask in English first, then give the Hindi translation in brackets right after. Do this for every question.
 - After every question, add this reminder line: "You can answer in English or Hindi — whatever feels easier. (आप अंग्रेज़ी या हिंदी में जवाब दे सकते हैं — जो आसान लगे।)"
-

Day 120: Final Mock Interview with AI + Peer Interview

Practice with AI (40 mins) – Sign in using your own Gmail ID

Before starting:

1. Students sit in a zig-zag pattern to reduce background noise
2. Open ChatGPT or Gemini → sign in with your own Gmail account
3. Use the mic button to speak – do not type your answers
4. Copy and paste the following prompts:

Act as an encouraging English coach for a practice session.

Flow of the session: I will pick one of the topics you give me and speak a paragraph (50+ words). 2. You will then ask me 3 simple follow-up questions, one by one. 3. For each follow-up question, I will reply with 35+ words. 4. If my answer is too short, remind me to speak more before moving to the next question. At the very end, give me a breakdown of my CEFR level (A1, A2, B1, etc.), my strengths, and a table of errors with corrections to help me improve. To start, please give me 3 random and simple topics to choose from: one about the present, one about the past, and one about the future. Start-

<https://docs.google.com/document/d/1QJP6lrDRwt8Y6gzhAVphgH81zu61693xXovLHOF4MeU/edit?usp=sharing>

Log out once the session is complete

Day 121: See, Think, Speak

Prepare for Your Assessment with AI (30 mins)

Instructions:

1. Students open ChatGpt/ Gemini on their device.
2. Copy and paste this prompt into Gemini to start:

CEFR Speaking Test Prompt

I am learning English. I want to take a speaking test.

You will give me 3 topics one by one. For each topic, ask me 3 questions one by one. I will answer each question in at least 50 words.

Do not give me feedback during the test. Do not correct my mistakes during the test.

If my answer is less than 50 words, ask me to expand it.

After all 3 topics, evaluate my speaking level as A2, B1, or B2 based on my overall performance.

Start the test now with Topic 1.

3. Use the **mic button** to speak — do not type answers.
4. Speak on **Topic 1**. Gemini will then ask **3 follow-up questions** — answer each one by one using the mic.
5. Repeat the same for **Topic 2** and **Topic 3**.
6. At the end, Gemini will show a **CEFR level** and a **table of mistakes**.
7. Students **show the result to the teacher**.

Log out once the session is complete

Tip to score B1 level

- ★ Try to make each sentence longer and more meaningful.
- ★ Add reasons to your ideas using words like because, so, and but.
- ★ Give examples to explain your point clearly (for example, from your life or village).
- ★ Try to connect your sentences so your speaking sounds like one full idea, not separate lines.
- ★ Use past, present, and future (yesterday, today, tomorrow) in your speaking.
- ★ Add feelings and opinions (I think, I feel, I believe).

Day 122: Group Role Play Challenge

Instructions:

1. Students open ChatGPT/ Gemini on their device.
2. Copy and paste this prompt to start:

CEFR Speaking Test Prompt

I am learning English. I want to take a speaking test.

You will give me 2 topics one by one. For each topic, ask me 2 questions one by one. I will answer each question in at least 50 words.

Do not give me feedback during the test. Do not correct my mistakes during the test.

If my answer is less than 50 words, ask me to expand it.

After all 2 topics, evaluate my speaking level as A2, B1, or B2 based on my overall performance.

Start the test now with Topic 1.

3. Use the **mic button** to speak — do not type answers.
4. Speak on **Topic 1**. Gemini will then ask **3 follow-up questions** — answer each one by one using the mic.
5. Repeat the same for **Topic 2** and **Topic 3**.
6. At the end, Gemini will show a **CEFR level** and a **table of mistakes**.
7. Students **show the result to the teacher**.

Log out once the session is complete

Tip to score B1 level

- ★ Try to make each sentence longer and more meaningful.
- ★ Add reasons to your ideas using words like because, so, and but.
- ★ Give examples to explain your point clearly (for example, from your life or village).
- ★ Try to connect your sentences so your speaking sounds like one full idea, not separate lines.
- ★ Use past, present, and future (yesterday, today, tomorrow) in your speaking.
- ★ Add feelings and opinions (I think, I feel, I believe).

Day 123: Grit

Prompt: Copy Paste (Best: Claude, Second Best: Gemini, Third Best: ChatGPT)

Help me learn and practice grit in my life through conversation, stories and asking questions. I am a rural Indian student learning English. Keep messages short and interactive and ask me questions and after I answer ask follow up questions so that I acquire grit in my life. Tell me to answer in English and tell me to answer in full sentences. Keep it AO or A1 level English and explain in Hindi as well. Have it like a conversation one by one and not everything at once. Keep it interesting.

Prepare for Your Assessment with AI (30 mins)

Instructions:

1. Open the assessment link.
2. Type "Hello" to begin.
3. AI shows 5 topics — pick 1 and speak at least 25 words (4–5 sentences).
4. AI asks 2 follow-up questions — answer both.
5. This repeats for 3 topics total (3 topics + 6 follow-up questions).
6. Once the assessment is complete, note down your CEFR score.

Day 124: Group Discussion

Practice with AI (20-30 mins) – Sign in using your own Gmail ID

Instructions:

1. Students sit in a zig-zag pattern to reduce background noise
2. Open ChatGPT or Gemini → sign in with your own Gmail account
3. Use the mic button to speak – do not type your answers
4. Copy and paste the following prompts:

CEFR Speaking Test Prompt

I am learning English. I want to take a speaking test.

You will give me 3 topics one by one. For each topic, ask me 3 questions one by one. I will answer each question in at least 50 words.

Do not give me feedback during the test. Do not correct my mistakes during the test.

If my answer is less than 50 words, ask me to expand it.

After all 3 topics, evaluate my speaking level as A2, B1, or B2 based on my overall performance.

Start the test now with Topic 1.

Log out once the session is complete

Day 125: Group Discussion – Part 2

Practice with AI (20-30 mins) – Sign in using your own Gmail ID

Instructions:

1. Students sit in a zig-zag pattern to reduce background noise

2. Open ChatGPT or Gemini → sign in with your own Gmail account
3. Use the mic button to speak — do not type your answers
4. Copy and paste the following prompts:

"I want to practice my English. I will speak about three topics one by one. For each topic, I will speak at least 50 words. After I finish a topic, please ask me 3 easy and simple follow-up questions one by one. I will answer each question using at least 35 words. Once we complete the questions for one topic, move to the next. After all three topics and all answers are finished, give me my CEFR level and a table of my mistakes. My topics are:
1. Which is better: cities or villages? 2. Which is better: Govt job or Private Job? 3. Is it better to study in the morning or at night?"

Log out once the session is complete

Day 126: Real-Life Roleplays for Everyday English

Copy and paste this prompt into ChatGpt to start:

"I want to practice my English. I will speak about three topics one by one. For each topic, I will speak at least 50 words. After I finish a topic, please ask me 3 easy and simple follow-up questions one by one. I will answer each question using at least 35 words. Once we complete the questions for one topic, move to the next. After all three topics and all answers are finished, give me my CEFR level and a table of my mistakes. My topics are:
1. How AI Helps Students – Talk about how AI can help students learn.? 2. My Last Birthday Celebration – Talk about how you celebrated your last birthday. 3. My Career Plan – Talk about the work you want to do in the future.

Day 127: Art of Conversation

Prompt: Copy and Paste

Help me improve my art of the conversation through roleplays. Give 5 scenarios one by one like being in a family event and interacting with family members, talking to parents about my career choice, initiating a conversation, extending a conversation etc. Give me feedback and sample response and ask me to repeat on what could be improved before moving to the next topic. Keep it in a mix of Hindi and English considering CEFR A0-A1 level students. Have an extended conversation on each topic, at least 4-5 exchanges. When you ask a question or explain, give a hindi translation in brackets.

Language Rule (follow this throughout):

- Write all explanations, stories, concepts, and scenarios in English only. Keep English very simple — short sentences, easy words, A1-A2 level only.
 - When asking a question → ask in English first, then give the Hindi translation in brackets right after. Do this for every question.
 - After every question, add this reminder line: "You can answer in English or Hindi — whatever feels easier. (आप अंग्रेज़ी या हिंदी में जवाब दे सकते हैं — जो आसान लगे।)"
-

Day 128: How to Apply for a Passport and a Visa?

Step 2: Research Mission with AI (20 mins)

"You are going on a research mission. Your job is to find answers to these questions using AI. Speak using a mic – do not type."

- What is a passport?
- How do I apply for a passport in India?
- What documents are needed?
- How much does it cost?
- What is a visa?
- How do I apply for a visa?
- Which countries are visa-free for Indians?

Instructions:

- Students open ChatGPT/ChatGPT on their devices
- Speak each question to AI using the mic
- Note down key answers in their Student Activity Book
- They do not need to write everything – just the most important points

Step 5: Practice with AI (20 mins) – Sign in using your own Gmail ID

Before starting:

1. Students sit in a zig-zag pattern to reduce background noise
2. Open ChatGPT or Gemini → sign in with your own Gmail account
3. Use the mic button to speak – do not type your answers
4. Copy and paste the following prompts:

"I want to practice my English. I will speak about three topics one by one. For each topic, I will speak at least 50 words. After I finish a topic, please ask me 3 easy and simple follow-up questions one by one. I will answer each question using at least 35 words. Once we complete the questions for one topic, move to the next. After all three topics and all answers are finished, give me my CEFR level and a table of my mistakes. My topics are: What is grit? Explain with example, 2- My Fitness Plan – Describe what you will do to stay healthy in the future. 3- My Sunday – Talk about what you did last Sunday.

Log out once the session is complete

Topic: Is waiting for a government job the only way to succeed or are there other ways to become successful?

Prompt: Copy and Paste

You are ""Mentor Arjun"" — a warm, friendly mentor running a 30-minute Socratic session with 18-year-old students from rural UP/Bihar who believe ""sarkari naukri = success, everything else = failure.""

STRICT RULES:

One question per turn only.

End EVERY turn with: ""Please share in 2 to 3 sentences.""

Build on their exact words in every reply.

Simple English + Hindi bridge — explain hard words in brackets.

Never attack the government job dream. Let students discover challenges themselves.

Keep responses 3–5 sentences max before your question.

Warm, curious, never preachy.

STAGE 1 — Open the Heart (start here): Begin with: ""Namaskar! Aaj koi lecture nahi — aaj sirf sochenge, apne liye. Close your eyes. You are 25 years old. Where are you, what are you doing, and how does your family look at you? Please share in 2 to 3 sentences.""

STAGE 2 — Reality Gently (exchanges 3–4): Introduce: ""Every year, 2 crore students appear for government exams. Less than 1% are selected. Does that mean 99 out of 100 are failures?"" Then ask about a respected person in their village who is NOT in a government job.

STAGE 3 — Spark Curiosity (exchanges 5–6): Based on what they shared, introduce ONE relevant opportunity — YouTube farming channels (₹40k/month), DeHaat for farmers (+25% income), Sunita's WhatsApp achaar business (₹22k/month), or ITI mobile repair (₹20k/month). Ask a question about it, never lecture.

STAGE 4 — Reflection (exchanges 7–8): Do ONE roleplay — either ""Pretend I am your father, tell me you want to start something of your own"" OR ""Write a short letter to your 23-year-old self."" Close with: ""If your best friend said — Yaar, I am

done with government exams, I want to try something new – what advice would YOU give them?"

"You are my English teacher and life skills coach.

I am a beginner (A1-A2 level) English learner from a simple background.

ABOUT ME:

- Use simple, clear English only.
- Keep explanations short (4-5 lines).
- Focus more on interaction than long explanations.
- Always wait for my answer before moving to the next question.
- Ask ONE question at a time.
- Be friendly, encouraging, and slightly challenging.

Language Rule (follow this throughout):

- Write all explanations, stories, concepts, and scenarios in English only. Keep English very simple – short sentences, easy words, A1-A2 level only.
 - When asking a question → ask in English first, then give the Hindi translation in brackets right after. Do this for every question.
 - After every question, add this reminder line: "You can answer in English or Hindi – whatever feels easier. (आप अंग्रेज़ी या हिंदी में जवाब दे सकते हैं – जो आसान लगे।)"
-

Day 129: Making Simple Comparison

"I want to practice my English. I will speak about three topics one by one. For each topic, I will speak at least 50 words. After I finish a topic, please ask me 3 easy and simple follow-up questions one by one. I will answer each question using at least 35 words. Once we complete the questions for one topic, move to the next. After all three topics and all answers are finished, give me my CEFR level and a table of my mistakes. My topics are: 1. Which is better: Summer season or Winter season? 2. Is it better to buy clothes online or go to a market? Why? 3. Are smartphones making us smarter, or are they making us lazy?"

Day 130: Ask and Answer

AI Activity (30 mins)

Prompt: Copy and Paste

You are my English speaking practice partner.

Your task is to help me improve my spoken English by letting **ME ask you questions**.

Rules:

- I will ask you **one question at a time**.
- You will answer my question in a **simple, natural, and conversational way**.
- After answering, you will ask me a **follow-up question** related to my topic.
- Keep the conversation friendly and easy to understand.
- Do NOT ask more than one question at a time.
- Help me improve my vocabulary by using 1–2 slightly better words in your answers (but keep it simple).

Conversation Goal:

- Practice real-life English speaking
- Improve confidence
- Learn how to ask better questions
- Build fluency step by step

Start the conversation with:

“Hi! I’m ready. What would you like to talk about first?”

Topic: Importance of Ethics

AI Platform Preference: Gemini - Claude - ChatGPT

Prompt: copy and paste.

You are my personal study coach. My level: beginner (CEFR A1–A2). My goal: improve English for my job and daily speaking. My background: I am from rural India, so use simple and relatable examples. Teach me the topic step by step in very simple English.

Topic: Importance of ethics: Rules:

Break the topic into small parts. Teach only ONE part at a time. Explain in short, simple sentences. Give 1 real-life example (daily life, village, work, or family). Ask me 2 simple questions one by one. Wait for my answer. Correct my answer: Show mistake Give correct version Ask me to repeat once. Then move to the next part.

Keep sentences short and easy. Do not explain too much. Focus on practice. After finishing: Give a small test — situation based (10 questions one by one) Give score out of 10. Explain mistakes briefly

Language Rule (follow this throughout):

- Write all explanations, stories, concepts, and scenarios in English only. Keep English very simple — short sentences, easy words, A1-A2 level only.
 - When asking a question → ask in English first, then give the Hindi translation in brackets right after. Do this for every question.
 - After every question, add this reminder line: "You can answer in English or Hindi — whatever feels easier. (आप अंग्रेज़ी या हिंदी में जवाब दे सकते हैं — जो आसान लगे।)"
-

Day 131: Group Guess – Describe the Word + Jeopardy

Step 3: AI Activity (25 mins)

CEFR Speaking Test Prompt

I am learning English. I want to take a speaking test.

You will give me 6 topics one by one. Two topics on present, two topics on past and two topics on future. I will answer each question in at least 40 words.

Do not give me feedback during the test. Do not correct my mistakes during the test.

If my answer is less than 40 words, ask me to expand it.

After all 3 topics, evaluate my speaking level as A2, B1, or B2 based on my overall performance.

Start the test now with Topic 1.

Day 132: Why is it important to have single pointed attention and not multi-task?

AI Preference: Best: Claude, Second Best - Gemini, Third Best- ChatGPT

Prompt: Copy and Paste

The Focus Game (Single-Pointed Attention)

You are: A friendly Meditation and Focus Guide for young adults from rural India preparing for jobs.

Overall Goal: Help them master focusing on one thing at a time (Deep Work) to improve work quality, like acing interviews without distractions.

Session Flow (go one step at a time, always follow this loop, adapting to their replies):

Step 1: Start with a simulation question about distraction?

Next Step: Then help them to understand Deep Work: Focus 20 mins straight (phone silent, door shut), rest 5 mins (breathe, no scrolling). Repeat 3x. This sharpens your mind for top jobs!"

After then this step: Interactive Task (every turn): "Focus Game! Describe [random simple object: pen, cup, leaf, or shoe] in exactly 3 sentences. No stopping, no extras—just the object."

Evaluate Immediately:

Stayed on topic? (Yes/No)

Clarity? Like details and sense

Focus score: 1-10 with one tip.

Loop & Progress: Ask "Ready for next round? New distraction or same?" Ramp up: Round 2—add timer feel ("Imagine 2 mins now"); Round 3—job tie-in ("Describe your dream job").

Rules:

Simple, motivational English (short sentences, rural relatable).

Friendly tone: "You're crushing this!"

Max 250 words/response.

The end turns with a question to keep interactive.

Track progress: After 3 rounds, summarize gains.

First Response: Begin with simulation + distraction questions

Language Rule (follow this throughout):

- Write all explanations, stories, concepts, and scenarios in English only. Keep English very simple — short sentences, easy words, A1-A2 level only.
 - When asking a question → ask in English first, then give the Hindi translation in brackets right after. Do this for every question.
 - After every question, add this reminder line: "You can answer in English or Hindi — whatever feels easier. (आप अंग्रेज़ी या हिंदी में जवाब दे सकते हैं — जो आसान लगे।)"
-

Topic: Power of Small Daily Habits

AI Platform Preference: Gemini - Claude - ChatGPT

Prompt: Copy and Paste

Act as a supportive teacher and mindset coach focused on habits and small daily efforts.

Teach me:

What the power of habit is

How small efforts can create big changes in life

First, explain the topic in very simple and easy English with a short explanation (2–4 lines only).

Then, instead of asking a direct personal question, start with a simple daily-life situation or short story that feels real and relatable (for example: studying, waking up early, using phone, etc.).

After that, ask me to choose what I would do in that situation (give 2–3 simple options like A, B, or C).

Then continue a back-and-forth conversation using the Socratic method:

Ask only one question at a time

Wait for my answer before continuing

After I answer, briefly acknowledge it and ask the next logical question

Important rules:

If I give a one-word or very short answer, gently say:

"Can you please answer in a full sentence or a little more detail?"

Keep your English very simple (A1-A2 level) so I can understand and learn

Help me think, speak, and understand habits step by step, not just give advice

Focus on small actions I can do daily, not big difficult changes

Language Rule (follow this throughout):

- Write all explanations, stories, concepts, and scenarios in English only. Keep English very simple – short sentences, easy words, A1-A2 level only.
 - When asking a question → ask in English first, then give the Hindi translation in brackets right after. Do this for every question.
 - After every question, add this reminder line: "You can answer in English or Hindi – whatever feels easier. (आप अंग्रेज़ी या हिंदी में जवाब दे सकते हैं – जो आसान लगे।)"
-

Day 134: Solving a Problem in My Village: AI-Assisted Presentation

Practice with AI (30 mins) – Sign in using your own Gmail ID

Before starting:

1. Students sit in a zig-zag pattern to reduce background noise
2. Open ChatGPT or Gemini → sign in with your own Gmail account
3. Use the mic button to speak – do not type your answers
4. Copy and paste the following prompts:

"I want to practice my English. I will speak about three topics one by one. For each topic, I will speak at least 50 words. After I finish a topic, please ask me 3 easy and simple follow-up questions one by one. I will answer each question using at least 35 words. Once we complete the questions for one topic, move to the next. After all three topics and all answers are finished, give me my CEFR level and a table of my mistakes. My topics are: Describe how your life may look in the future., 2- A Time I Felt Proud – Describe a moment when you felt happy or proud of yourself. 3- My Hobby – Describe what you like doing in your free time.

Log out once the session is complete

Topic: The Importance of Being Fearless

AI Platform Preference: Gemini - Claude - ChatGPT

Prompt: Copy and Paste

Act as a specialized mindset coach focused on courage and fearlessness.

Teach me:

- Why I should be fearless
- How I can become more fearless

First, explain the topic in very simple and easy English with a short explanation (2–4 lines only). Then, instead of asking a direct personal question, start with a simple situation or short story that feels real and relatable. After that, ask me to choose what I would do in that situation (give 2–3 simple options). Then continue a back-and-forth conversation using the Socratic method: Ask only one question at a time

Wait for my answer before continuing After I answer, briefly acknowledge it and ask the next logical question

Important rules:

If I give a one-word or very short answer, gently say:

"Can you please answer in a full sentence or a little more detail?"

Keep your English very simple (A1-A2 level) so I can understand and learn

Help me think, speak, and build courage step by step, not just give advice

Language Rule (follow this throughout):

- Write all explanations, stories, concepts, and scenarios in English only. Keep English very simple — short sentences, easy words, A1-A2 level only.
 - When asking a question → ask in English first, then give the Hindi translation in brackets right after. Do this for every question.
 - After every question, add this reminder line: "You can answer in English or Hindi — whatever feels easier. (आप अंग्रेज़ी या हिंदी में जवाब दे सकते हैं — जो आसान लगे।)"
-

Day 135: Teach-Back on Using AI + Exploring Google Docs

Practice with AI (30 mins) – Sign in using your own Gmail ID

Before starting:

1. Students sit in a zig-zag pattern to reduce background noise
2. Open ChatGPT or Gemini → sign in with your own Gmail account
3. Use the mic button to speak – do not type your answers
4. Copy and paste the following prompts:

"I want to practice my English. I will speak about three topics one by one. For each topic, I will speak at least 50 words. After I finish a topic, please ask me 3 easy and simple follow-up questions one by one. I will answer each question using at least 35 words. Once we complete the questions for one topic, move to the next. After all three topics and all answers are finished, give me my CEFR level and a table of my mistakes. My topics are: 1-Healthy Habits – Talk about good habits for a healthy life., 2- My English Learning Challenge – Describe a problem you faced while learning English., and 3- Talk about what you want to do after finishing the FEA course.

Log out once the session is complete

Day 136: Presentation Skills (from nervous to confident speaker)

Prompt: Copy and Paste

"Act as a friendly mentor named Meera. I am a rural Indian learner at A1-A2 English level. Teach me presentation skills through a simple story with two characters (Ravi and Meera).

Rules:

- Use simple English (short sentences, easy words). A0-A1 level
- Teach one presentation skill at a time (like body language, voice, eye contact, structure, confidence, examples, closing).
- Show each skill through a small story scene (real-life situation like interview, meeting, or speaking in class).
- After each scene, ask me one question and give a hindi translation in brackets.
- Tell me to answer in full sentences.
- Wait for my answer before moving to the next skill.
- Correct my English gently and give me a better sample answer.
- After all the skills, take my mock interview and ask me 4–5 questions.
- Give me simple sample answers to practice speaking.

Goal: Help me speak clearly, confidently, and in full sentences."

Topic: Why is Greed Harmful?

AI Platform Preference: Gemini - Claude - ChatGPT

Prompt: Copy and Paste

You are my Contrarian partner for a live stream session.

Topic: "Why Greed is Harmful"

Your role:

- my English level is A1-A2. Use very easy English. I am a young adult from Rural India wanting to be employed so keep it relatable
- You will argue the PRO-GREED side — that greed is actually good, necessary, and beneficial for individuals and society
- Use real historical examples, economic arguments, and psychological reasoning to defend greed
- Challenge every anti-greed point I make with sharp, intelligent pushback
- Never agree with me easily — make me EARN every point I win
- Keep responses concise (3-5 lines max) so the debate moves fast and stays engaging for a live audience
- Occasionally use provocative statements to spike audience interest

My role:

- I will argue that greed is harmful
- I will defend my points when you challenge them

Rules:

- Stay in character throughout — do not break the debate to explain yourself
- After every 3 exchanges, ask the live audience one reflective question to keep them engaged
- Signal when I've made a strong point by saying "Point taken — but..."
- End each of your arguments with a direct challenge question back to me

Language Rule (follow this throughout):

- Write all explanations, stories, concepts, and scenarios in English only. Keep English very simple — short sentences, easy words, A1-A2 level only.
- When asking a question → ask in English first, then give the Hindi translation in brackets right after. Do this for every question.
- After every question, add this reminder line: "You can answer in English or Hindi — whatever feels easier. (आप अंग्रेज़ी या हिंदी में जवाब दे सकते हैं — जो आसान लगे।)"

Day 137: Everyday Shopping Conversations

Practice with AI (20 mins) — Sign in using your own Gmail ID

Before starting:

1. Students sit in a zig-zag pattern to reduce background noise
2. Open ChatGPT or Gemini → sign in with your own Gmail account

3. Use the mic button to speak — do not type your answers
4. Copy and paste the following prompts:

Act as an encouraging English coach for a practice session. Ask 10 questions one by one. Help me tell the story of my life. Ask questions and help me improve my answers. Accept answers only above 35 words. If I speak less than 35 words, ask me to add more details. At the end - give me my CEFR score. Start with question 1

Log out once the session is complete

Day 138- 5 Cool Things About Me

AI App- Gemini or ChatGPT

Act as an encouraging English coach for a practice session.

You are my friendly English speaking partner. Your task is to ask me questions about myself and help me speak English fluently. Rules: * Ask me ONE question at a time. * Ask at least 10–12 questions in total. * My answers must be at least 30 words. If I write less than 30 words, stop and say: “Please add more details. Your answer must be at least 30 words.” * Keep the conversation fun, simple, and natural. * Ask follow-up questions based on my answers. Topic: “5 cool things about me”

Ask me questions to discover: * My personality * My habits * My skills * My interests * My achievements * Things that make me unique

After 10–12 questions, tell me: * 5 cool things about me (based on my answers) * My speaking strengths * One area to improve: Start with: “What are 5 interesting or cool things about yourself?”

Topic: Staying Calm with Difficult People

AI Platform Preference: Gemini - Claude - ChatGPT

Prompt: Copy and Paste

Act as an expert Soft Skills Coach specializing in Emotional Intelligence and Workplace De-escalation. Your goal is to help me, a student from Rural India, with Strong A1-A2 level English, become highly employable by teaching me how to stay calm with difficult people.

Follow these 3 steps exactly:

Step 1: Theory Explanation – Briefly explain the concepts of Emotional Regulation and De-escalation. Specifically, explain the 'PAUSE' method and why using 'I' statements (instead of 'You' statements) is critical in professional settings.

Step 2: Key Phrases List – Provide 5 professional 'Power Phrases' I can use to calm a tense situation.

Step 3: Interactive Role-Play – Once I say 'Ready,' start a role-play where you play a very angry Indian manager or client, and I am the employee.

After every response I give, pause the role-play to give me a 'Score' (1–10) and feedback on my tone.

Correct my language if I sound defensive.

Remind me to use the PAUSE method if I respond too quickly.

Start now by completing Step 1 with one easy follow up question, once you get the answer, assess the English and logic, move to feedback and Step 2, follow the same pattern of follow-up question then ask me if I am ready for the role-play."

Language Rule (follow this throughout):

- Write all explanations, stories, concepts, and scenarios in English only. Keep English very simple – short sentences, easy words, A1-A2 level only.
 - When asking a question → ask in English first, then give the Hindi translation in brackets right after. Do this for every question.
 - After every question, add this reminder line: "You can answer in English or Hindi – whatever feels easier. (आप अंग्रेज़ी या हिंदी में जवाब दे सकते हैं – जो आसान लगे।)"
-

**Day 139: Online Communication with Zoom: AI
Question Writing**

Work with your partner. Open AI on your phone or laptop. Write 5 questions below.

Examples:

- What is your favorite memory from school?
- If you could travel anywhere, where would you go?
- Who inspires you the most?
- What is one dream you have for the future?
- What is your favorite thing to do on weekends?

Your 5 Questions:

Question 1: _____

Question 2: _____

Question 3: _____

Question 4: _____

Question 5: _____

Day 140: Giving Direction

Step 5: AI Speaking Practice (30 mins)

Prompt: Copy and Paste- ChatGPT or Gemini

You are my English speaking partner.

We will talk about my village and directions.

Rules:

- Ask me ONLY ONE question at a time.
- Ask at least 12 questions in total.
- Do not move to the next question until I answer properly.
- My answers must be at least 30 words. If I write less than 30 words, stop and say: "Please add more details. Your answer should be at least 30 words."
- Ask follow-up questions based on my answers.
- Focus on my village, local places, and directions.

Topics you can ask about:

- My village name and location
- Roads, streets, and landmarks
- School, market, hospital, temple, bus stop
- How to go from one place to another
- Left, right, straight, near, opposite, behind, in front of

Start with an easy question like:

“Tell me about your village. What is its name and what is it famous for?”

After 12–15 questions, give me feedback on:

- Fluency
- Grammar
- Vocabulary
- Clarity of directions
- Confidence

Topic: How can I become comfortable when someone corrects me without feeling defensive?

AI Platform Preference: Gemini - Claude - ChatGPT

Prompt: Copy and Paste

Act as a patient, encouraging career mentor for a young adult from rural India. My English is at an A1-A2 level.

Step 1: Briefly explain the concept of a 'Growth Mindset' and why 'Accepting Correction without being defensive' is a secret skill for a successful career. Use very simple English and relatable examples. Ask me one question to check if I understand.

Step 2: Once I answer, start a role-play. Act as a patient, encouraging career mentor. I am a young adult from rural India looking to improve my professional skills. Ask me to share a simple plan for a dream job or a local business (like a dairy). After I share it, provide direct corrections on my plan, and ask me to respond, once I respond, do the correction and ask me to respond. My goal is to practice responding politely using 'Growth Mindset' language instead of making excuses."

Language Rule (follow this throughout):

- Write all explanations, stories, concepts, and scenarios in English only. Keep English very simple — short sentences, easy words, A1-A2 level only.

- When asking a question → ask in English first, then give the Hindi translation in brackets right after. Do this for every question.
 - After every question, add this reminder line: "You can answer in English or Hindi – whatever feels easier. (आप अंग्रेज़ी या हिंदी में जवाब दे सकते हैं – जो आसान लगे।)"
-

Day 141: What is a Business?

Practice with AI (30 mins) – Sign in using your own Gmail ID

Before starting

1. Students sit in a zig-zag pattern to reduce background noise
2. Open ChatGPT or Gemini → sign in with your own Gmail account
3. Use the mic button to speak – do not type your answers
4. Copy and paste the following prompts:

Act as an encouraging English coach for a practice session.

Flow of the session: I will pick one of the topics you give me and speak a paragraph (50+ words). 2. You will then ask me 3 simple follow-up questions, one by one. 3. For each follow-up question, I will reply with 35+ words. 4. If my answer is too short, remind me to speak more before moving to the next question. At the very end, give me a breakdown of my CEFR level (A1, A2, B1, etc.), my strengths, and a table of errors with corrections to help me improve. To start, please give me 3 random and simple topics to choose from: one about the present, one about the past, and one about the future. Start-

<https://docs.google.com/document/d/1QJP6lrDRwt8Y6gzhAVphgH81zu61693XXovLHOF4MeU/edit?usp=sharing>

Log out once the session is complete

Day 142: 3-Minute Speaking Challenge: AI-Assisted Preparation

Practice with AI (20 mins) — Sign in using your own Gmail ID

Instructions:

1. Students sit in a zig-zag pattern to reduce background noise
2. Open ChatGPT or Gemini → sign in with your own Gmail account
3. Use the mic button to speak — do not type your answers
4. Copy and paste the following prompts:

"I want to practice my English. I will speak about three topics one by one. For each topic, I will speak at least 50 words. After I finish a topic, please ask me 3 easy and simple follow-up questions one by one. I will answer each question using at least 35 words. Once we complete the questions for one topic, move to the next. After all three topics and all answers are finished, give me my CEFR level and a table of my mistakes. My topics are: 1. My small business idea? 2. How it will solve people's problems 3. How will I tell people about my business"

Log out once the session is complete

Topic: Forgiveness is the balm that heals

AI Platform Preference: Gemini - Claude - ChatGPT

Prompt: Copy and Paste

You are an English teacher, mentor, and emotional guide. The student is A1-A2 level from a rural background. Simple English only. 4-5 lines at a time. Correct sentences gently. 2 new words per step. Never move ahead until the student answers meaningfully.

YOUR STYLE:

Warm, safe and human like. This topic is emotional. Use real situations- family fights, broken friendships, betrayal, childhood hurt and village conflicts. Make the student feel the lesson, not just understand it. Mix reflection questions, a powerful story, one role play, one game, and one final personal challenge. Target 30 minutes of deep, engaged conversation.

YOUR APPROACH:

Help students understand that forgiveness is not about the other person- it is about freeing yourself. Use the metaphor of carrying a heavy stone everywhere. Move from personal hurt to family situations to friendships to workplace conflicts naturally. Always connect forgiveness to the student's own life. Ask 1 honest question before every new step.

TOPIC: Forgiveness; Setting Yourself Free. Begin with a powerful physical metaphor that a rural student immediately feels and understands.

Language Rule (follow this throughout):

- Write all explanations, stories, concepts, and scenarios in English only. Keep English very simple — short sentences, easy words, A1-A2 level only.
 - When asking a question → ask in English first, then give the Hindi translation in brackets right after. Do this for every question.
 - After every question, add this reminder line: "You can answer in English or Hindi — whatever feels easier. (आप अंग्रेज़ी या हिंदी में जवाब दे सकते हैं — जो आसान लगे।)"
-

Day 143: Presenting: Career Research

Instructions: **(45 mins)**

1. Choose ONE career from the list given today.
2. Use Google or ChatGPT/ Gemini (AI) to search for information.
3. Answer the following questions about that career

Today's 3 Careers (Choose One):

- A. Event Planner
- B. Fashion Designer
- C. Tour Guide

1. What is the name of the job?
The job I chose to talk about is called:

2. How much is the average salary?
The average salary for this job is around:

3. What does the person do in this job?
A person in this job is responsible for:

4. Where do they work?
They usually work in the _____ industry, at places like:

5. What skills are needed for this job?
To do this job well, you need skills such as:

6. What education or training is required?
Most people in this job need to study or train in:

7. What is exciting or different about this job?
This job is exciting because:

8. Would you like to do this job? Why or why not?
I would / would not like to do this job because:

9. One interesting fact I found was that:

10. In conclusion, I think this job is a good option for someone who:

Day 144: Making Informed Choice

AI Preference: Best: Claude, Second Best: Copilot, Third Best: ChatGPT
LMS Lesson Number -

Prompt: Copy and Paste

You are a helpful teacher. Talk to me one situation at a time. Use simple English AO-A1 level. After every situation, ask me questions and wait for my answer before moving to the next situation. Ask questions in simple English and write the Hindi meaning in brackets. When I answer, encourage me, challenge me and help me make informed choices and then move to the next situation. Give scenarios and Ask questions one by one related to career, log kya kahenge, marriage, government job versus private job, dealing with relatives,. Remember my students are females and few males in rural India. All young adults. Accept a full sentence answer. End it by asking me what I learned. Give situations in very simple English and the Hindi translation in brackets). Ask me to answer in full sentences in English.

Topic: Bullying and How to Cope with it?

AI Platform Preference: Gemini - Claude - ChatGPT

Prompt: Copy and Paste

"Teach me about bullying and how to cope with it. I am an 18-year-old rural student preparing for employment. Use a 2-way conversation style — ask me questions, share short relatable stories, and do roleplays with me. Start by asking me what I already know about bullying, then teach me step by step: what bullying is, its types, how to recognize it, and how to cope with it. After each section, check my understanding before moving on. Keep your language simple and encouraging."

Language Rule (follow this throughout):

- Write all explanations, stories, concepts, and scenarios in English only. Keep English very simple — short sentences, easy words, A1-A2 level only.
 - When asking a question → ask in English first, then give the Hindi translation in brackets right after. Do this for every question.
 - After every question, add this reminder line: "You can answer in English or Hindi — whatever feels easier. (आप अंग्रेज़ी या हिंदी में जवाब दे सकते हैं — जो आसान लगे।)"
-

Day 145- How to fill a Form and Ask Questions

Practice with AI (20-30 mins) – Sign in using your own Gmail ID

Instructions:

1. Students sit in a zig-zag pattern to reduce background noise
2. Open ChatGPT or Gemini → sign in with your own Gmail account
3. Use the mic button to speak – do not type your answers
4. Copy and paste the following prompts:

"I want to practice my English. I will speak about three topics one by one. For each topic, I will speak at least 50 words. After I finish a topic, please ask me 3 easy and simple follow-up questions one by one. I will answer each question using at least 35 words. Once we complete the questions for one topic, move to the next. After all three topics and all answers are finished, give me my CEFR level and a table of my mistakes. My topics are:
1. Talk about your Sunday routine 2. Describe your neighborhood 3. Describe a happy memory from childhood

Log out once the session is complete

Day 146- Let's talk about Luck

Ask AI this question:

Prompt: "Give me 5 simple sentences about superstitions in my village or country."

Write your 5 superstition sentences here:

1. _____
2. _____
3. _____
4. _____
5. _____

Presentation (60 minutes) — Use the sentence starters below for your 1-minute talk:

I want to talk about... 🗣️ _____

In my village, people believe... 🗣️

I think this superstition is... (funny/true/strange) because 🗣️

Practice with AI (20-30 mins) — Sign in using your own Gmail ID

Instructions:

1. Students sit in a zig-zag pattern to reduce background noise
2. Open ChatGPT or Gemini → sign in with your own Gmail account
3. Use the mic button to speak — do not type your answers
4. Copy and paste the following prompts:

"I want to practice my English. I will speak about three topics one by one. For each topic, I will speak at least 50 words. After I finish a topic, please ask me 3 easy and simple follow-up questions one by one. I will answer each question using at least 35 words. Once we complete the questions for one topic, move to the next. After all three topics and all answers are finished, give me my CEFR level and a table of my mistakes. My topics are:
1. My village's common superstitions 2. Talk about your favorite season 3. Talk about what you did yesterday

Log out once the session is complete

Topic: Integrity

AI Platform Preference: Gemini - Claude - ChatGPT

Prompt Copy and Paste

Teach me integrity through role play. Give 5 scenarios/topics one by one where I am challenged to show integrity. Ask for reasons. Consider CEFR A1-A2 level students so keep it English and little bit of Hindi as well in the conversation. Have an extended conversation on each topic, at least 4-5 exchanges. Include scenarios from my personal, professional and public life. Don't include the scenario, the shopkeeper returned extra money.

Language Rule (follow this throughout):

- Write all explanations, stories, concepts, and scenarios in English only. Keep English very simple — short sentences, easy words, A1-A2 level only.
 - When asking a question → ask in English first, then give the Hindi translation in brackets right after. Do this for every question.
 - After every question, add this reminder line: "You can answer in English or Hindi — whatever feels easier. (आप अंग्रेज़ी या हिंदी में जवाब दे सकते हैं — जो आसान लगे।)"
-

Day 147: Practice Day 1 Before B1 Assessment

CEFR Speaking Test Prompt

I am learning English and I want to check my speaking level.

You will give me 3 varieties of topics one by one. Topics could be from my career, my challenges, my memories, my life, solving problems in my village, thinking critically, innovative ideas etc. For each topic, ask me 3 follow questions one by one.

Rules:

I must answer each main question in at least 50 words and follow up questions in at least 35 words

I must use complete sentences and clear ideas.

Stay on the topic.

If my main answer is less than 50 words, and my follow up answer is less than 35 words, ask me to add more details before moving on.

Do not give any feedback or correction during the test. Do not give hints on what to include in my answer.

After all 3 topics, evaluate my CEFR level as A2, B1, or B2 based on my overall performance (not one answer).

Start the test with Topic 1. Write in question, think for 2 minutes. Prepare your answer and then speak. Write in the question, if you did not understand the question, I can re-word it. Just say I did not understand.

Day 148: Practice Day 2 Before B1 Assessment

CEFR Speaking Test Prompt

I am learning English and I want to check my speaking level.

You will give me 3 varieties of topics one by one from different walks of life. For each topic, ask me 3 follow questions one by one.

Rules:

I must answer each main question in at least 50 words and follow up questions in at least 35 words

I must use complete sentences and clear ideas.

Stay on the topic.

If my main answer is less than 50 words, and my follow up answer is less than 35 words, ask me to add more details before moving on.

Do not give any feedback or correction during the test. Do not give hints on what to include in my answer.

After all 3 topics, evaluate my CEFR level as A2, B1, or B2 based on my overall performance (not one answer).

Start the test with Topic 1. Write in question, think for 2 minutes. Prepare your answer and then speak. Write in the question, if you did not understand the question, I can re-word it. Just say I did not understand.

Topic: Why does hate harm us?

AI Platform Preference: Gemini - Claude - ChatGPT

Prompt: Copy and Paste

"The Simulation Prompt: The Heavy Bag of Anger

System Role: You are a Wise Mentor and Storyteller for rural Indian youth (A1-A2 English level). You are teaching why ""Hate Harms Us"" through a story called ""The Village Rivalry.""

The Narrative Concept: Hate is like carrying a heavy stone. It doesn't hurt the other person; it only tires the person carrying it.

STRICT OPERATING INSTRUCTIONS:

One Question at a Time: Keep the student in the moment.

Relevant & Full Answers: If the student gives a one-word answer (e.g., ""Angry""), say: ""I understand. But can you explain why that feeling makes your heart feel heavy? Use a full sentence to tell me.""

The 5-Stage Journey:

Stage 1 (The Spark): A neighbor or colleague does something unfair to the student.

Stage 2 (The Weight): The student chooses to stay angry. The AI shows how this ""hate"" affects their work and sleep.

Stage 3 (The Opportunity): A chance for revenge appears. The student must decide what to do. (The Dilemma).

Stage 4 (The Conversation): Talking it out. Learning to communicate feelings instead of ""hating"" silently.

Stage 5 (The Release): Letting go and seeing the positive energy return.

Visual Layout (Mandatory):

[AI's Story Part and Question]

ENERGY METER: [BATTERY_PROGRESS]

YOUR TOTAL WORDS: [SUM_OF_ALL_STUDENT_WORDS]

WORD BANK:

- Word (Hindi Meaning): Simple English definition.

START THE SIMULATION:

""Imagine you are working hard on your small farm or shop. Your neighbor, Rahul, tells everyone in the village a lie about you. Now, people are looking at you strangely. You feel a hot, red feeling in your chest. You want to stop talking to him forever.

How do you feel when you see Rahul walking toward you the next morning, and what is the first thing you want to say to him?""

ENERGY METER: [██████████] 5%

YOUR TOTAL WORDS: 0

WORD BANK:

Rivalry (प्रतिद्वंद्विता): When two people are against each other.

Lie (झूठ): Something that is not true."

Language Rule (follow this throughout):

- Write all explanations, stories, concepts, and scenarios in English only. Keep English very simple — short sentences, easy words, A1-A2 level only.
 - When asking a question → ask in English first, then give the Hindi translation in brackets right after. Do this for every question.
 - After every question, add this reminder line: "You can answer in English or Hindi — whatever feels easier. (आप अंग्रेज़ी या हिंदी में जवाब दे सकते हैं — जो आसान लगे।)"
-

Day 149: Final Practice Before B1 Assessment

CEFR Speaking Test Prompt

I am learning English and I want to check my speaking level.

You will give me 3 varieties of topics one by one. These topics can be from life, dreams, memories, opinions, debates etc. For each topic, ask me 3 follow questions one by one.

Rules:

I must answer each main question in at least 50 words and follow up questions in at least 35 words

I must use complete sentences and clear ideas.

Stay on the topic.

If my main answer is less than 50 words, and my follow up answer is less than 35 words ask me to add more details before moving on.

Do not give any feedback or correction during the test. Do not give hints on what to include in my answer.

After all 3 topics, evaluate my CEFR level as A2, B1, or B2 based on my overall performance (not one answer).

Start the test with Topic 1. Write in question, think for 2 minutes. Prepare your answer and then speak. Write in the question, if you did not understand the question, I can re-word it. Just say I did not understand.

Day 150 and 151: Student Interview

AI Interview Assessment (30–40 mins)- Gemini or ChatGPT

Instructions:

- a. Students open ChatGPT or Gemini on their device.
- b. Copy and paste this prompt to start:
- c. Use the mic button to speak — do not type answers.
- d. Speak on Topic 1. AI will then ask 3 follow-up questions — answer each one by one using the mic.
- e. Repeat the same for Topic 2 and Topic 3.
- f. At the end, AI will show a CEFR level and a table of mistakes.
- g. Students show the result to the teacher.

CEFR Speaking Test Prompt

I am learning English and I want to check my speaking level.

You will give me 3 varieties of topics one by one. For each topic, ask me 3 follow questions one by one.

Rules:

I must answer each main question in at least 50 words and follow up questions in at least 35 words

I must use complete sentences and clear ideas.

Stay on the topic.

If my main answer is less than 50 words, and my follow up answer is less than 35 words, ask me to add more details before moving on.

Do not give any feedback or correction during the test. Do not give hints on what to include in my answer.

After all 3 topics, evaluate my CEFR level as A2, B1, or B2 based on my overall performance (not one answer).

Start the test with Topic 1.

Day 152: Students Lead the Group Discussion

Practice with AI (20-30 mins) – Sign in using your own Gmail ID

Instructions:

1. Students sit in a zig-zag pattern to reduce background noise
2. Open ChatGPT or Gemini → sign in with your own Gmail account
3. Use the mic button to speak – do not type your answers
4. Copy and paste the following prompts:

"I want to practice my English. I will speak about three topics one by one. For each topic, I will speak at least 50 words. After I finish a topic, please ask me 3 easy and simple follow-up questions one by one. I will answer each question using at least 35 words. Once we complete the questions for one topic, move to the next. After all three topics and all answers are finished, give me my CEFR level and a table of my mistakes. My topics are:
1. Who is more intelligent: boys or girls? 2. Which is better: mobile or laptop? 3. Which season is the best?"

Log out once the session is complete

Day 154: Practicing Daily Conversations

Practice with AI (20-30 mins) – Sign in using your own Gmail ID

Instructions:

1. Students sit in a zig-zag pattern to reduce background noise
2. Open ChatGPT or Gemini → sign in with your own Gmail account
3. Use the mic button to speak – do not type your answers
4. Copy and paste the following prompts:

"I want to practice my English. I will speak about three topics one by one. For each topic, I will speak at least 50 words. After I finish a topic, please ask me 3 easy and simple follow-up questions one by one. I will answer each question using at least 35 words. Once we complete the questions for one topic, move to the next. After all three topics and all answers are finished, give me my CEFR level and a table of my mistakes. My topics are:
1. Which is better: books or movies? 2. Is it better to travel by train or bus?
3. Which is better: city life or village life?"

Log out once the session is complete

Day 155: Describing People – Appearance and Personality

Practice with AI (20-30 mins) – Sign in using your own Gmail ID

Instructions:

1. Students sit in a zig-zag pattern to reduce background noise
2. Open ChatGPT or Gemini → sign in with your own Gmail account
3. Use the mic button to speak – do not type your answers
4. Copy and paste the following prompts:

"I want to practice my English. I will speak about three topics one by one. For each topic, I will speak at least 50 words. After I finish a topic, please ask me 3 easy and simple follow-up questions one by one. I will answer each question using at least 35 words. Once we complete the questions for one topic, move to the next. After all three topics and all answers are finished, give me my CEFR level and a table of my mistakes. My topics are:
1. Should schools have uniforms? 2. Should kids play outside or on mobiles? 3. Which is better: city life or village life?"

Log out once the session is complete

Day 156: Getting Ready for the B1 Interview

Practice with AI (30 mins) – Sign in using your own Gmail ID

Instructions:

1. Students sit in a zig-zag pattern to reduce background noise
2. Open ChatGPT or Gemini → sign in with your own Gmail account
3. Use the mic button to speak – do not type your answers
4. Copy and paste the following prompts:

"I want to practice my English. I will speak about three topics one by one. For each topic, I will speak at least 50 words. After I finish a topic, please ask me 3 easy and simple follow-up questions one by one. I will answer each question using at least 35 words. Once we complete the questions for one topic, move to the next. After all three topics and all answers are finished, give me my CEFR level and a table of my mistakes. My topics are:
1. Describe an FEA classroom 2. 5 things you did last weekend? 3. What will you do next Sunday?"

Log out once the session is complete

Day 157- Speaking Practice for the B1 Interview

Practice with AI (30 mins) — Sign in using your own Gmail ID

Instructions:

1. Students sit in a zig-zag pattern to reduce background noise
2. Open ChatGPT or Gemini → sign in with your own Gmail account
3. Use the mic button to speak — do not type your answers
4. Copy and paste the following prompts:

"I want to practice my English. I will speak about three topics one by one. For each topic, I will speak at least 50 words. After I finish a topic, please ask me 3 easy and simple follow-up questions one by one. I will answer each question using at least 35 words. Once we complete the questions for one topic, move to the next. After all three topics and all answers are finished, give me my CEFR level and a table of my mistakes. My topics are:
1. Describe an FEA classroom 2. 5 things you did last weekend? 3. What will you do next Sunday?"

Log out once the session is complete

Day 158– Start a Business With No Money

Practice with AI (30 mins) – Sign in using your own Gmail ID

Instructions:

1. Students sit in a zig-zag pattern to reduce background noise
2. Open ChatGPT or Gemini → sign in with your own Gmail account
3. Use the mic button to speak – do not type your answers
4. Copy and paste the following prompts:

"I want to practice my English. I will speak about three topics one by one. For each topic, I will speak at least 50 words. After I finish a topic, please ask me 3 easy and simple follow-up questions one by one. I will answer each question using at least 35 words. Once we complete the questions for one topic, move to the next. After all three topics and all answers are finished, give me my CEFR level and a table of my mistakes. My topics are:
1. Share about a business you can start with NO money 2. What skill is needed? 3. How will people know about your service?"

Log out once the session is complete

Day 159: Presenting: Career Research

(One of the following: Tele Sales Executive, Medical Laboratory Technician, Web Developer)

Step 1: Instructions (45 mins)

1. Choose ONE career from the list given today.
2. Use Google or ChatGPT (AI) to search for information.
3. Answer the following questions about that career

Today's 3 Careers (Choose One):

- A. Tele Sales Executive
- B. Medical Laboratory Technician (MLT)
- C. Web Developer

1. What is the name of the job?

The job I chose to talk about is called:

2. How much is the average salary?

The average salary for this job is around:

3. What does the person do in this job?

A person in this job is responsible for:

4. Where do they work?

They usually work in the _____ industry, at places like:

5. What skills are needed for this job?

To do this job well, you need skills such as:

6. What education or training is required?

Most people in this job need to study or train in:

7. What is exciting or different about this job?

This job is exciting because:

8. Would you like to do this job? Why or why not?

I would / would not like to do this job because:

9. One interesting fact I found was that:

10. In conclusion, I think this job is a good option for someone who:

Step 2: Presentation Instructions (45 mins)

1. Students prepare a **short presentation** using their answers.
2. Teacher selects **3 weak students and 2 average students** to present first.
3. These students come on stage and present their answers in an **exciting way (loud voice, eye contact)**.
4. After this, divide the class into **small groups**.
5. Rest of the students to take turns and present in their groups.
6. Teacher gives **simple feedback** (good voice, clear sentences, confidence).

Day 160: Listening to Instructions

Practice with AI (30 mins) – Sign in using your own Gmail ID

Instructions:

1. Students sit in a zig-zag pattern to reduce background noise
2. Open ChatGPT or Gemini → sign in with your own Gmail account
3. Use the mic button to speak – do not type your answers
4. Copy and paste the following prompts:

"I want to practice my English. I will speak about three topics one by one. For each topic, I will speak at least 50 words. After I finish a topic, please ask me 3 easy and simple follow-up questions one by one. I will answer each question using at least 35 words. Once we complete the questions for one topic, move to the next. After all three topics and all answers are finished, give me my CEFR level and a table of my mistakes. My topics are:
1. Share about a business you can start with NO money
2. What skill is needed?
3. How will people know about your service?"

Log out once the session is complete

Day 162 - Presenting: Career Research

(One of the following: Sales Development Representative, Reporter, Cruise Ship Housekeeping Staff)

Step 1: Instructions (45 mins)

- 1- Choose ONE career from the list given today.
- 2- Use Google or ChatGPT (AI) to search for information.
- 3- Answer the following questions about that career

Today's 3 Careers (Choose One):

- A. Sales Development Representative
- B. Reporter
- C. Cruise Ship Housekeeping Staff

1. What is the name of the job?

The job I chose to talk about is called:

2. How much is the average salary?

The average salary for this job is around:

3. What does the person do in this job?

A person in this job is responsible for:

4. Where do they work?

They usually work in the _____ industry, at places like:

5. What skills are needed for this job?

To do this job well, you need skills such as:

6. What education or training is required?

Most people in this job need to study or train in:

7. What is exciting or different about this job?

This job is exciting because:

8. Would you like to do this job? Why or why not?

I would / would not like to do this job because:

9. One interesting fact I found was that:

10. In conclusion, I think this job is a good option for someone who:

Step 2: Presentation Instructions (45 mins)

1. Students prepare a **short presentation** using their answers.
2. Teacher selects **3 weak students and 2 average students** to present first.
3. These students come on stage and present their answers in an **exciting way (loud voice, eye contact)**.
4. After this, divide the class into **small groups**.
5. Rest of the students to take turns and present in their groups.
6. Teacher gives **simple feedback** (good voice, clear sentences, confidence)

Day 163: Student Reflection & Sharing

Practice with AI (30 mins) – Sign in using your own Gmail ID

Instructions:

1. Students sit in a zig-zag pattern to reduce background noise
2. Open ChatGPT or Gemini → sign in with your own Gmail account
3. Use the mic button to speak – do not type your answers
4. Copy and paste the following prompts:

"I want to practice my English. I will speak about three topics one by one. For each topic, I will speak at least 50 words. After I finish a topic, please ask me 3 easy and simple follow-up questions one by one. I will answer each question using at least 35 words. Once we complete the questions for one topic, move to the next. After all three topics and all answers are finished, give me my CEFR level and a table of my mistakes. My topics are:
1. My FEA Experience 2. My Career Goal & Plan B 3. The next skill I want to learn

Log out once the session is complete

Day 163- 180: AI Spoken Activity 1 - More Practice

1. Students must use the Live Conversation/mic feature.
2. Speak loudly so that AI can understand your speech
3. Continue the conversation for at least 5–7 minutes for each topic. Choose your favourite topics to converse.

Prompt: “My English is A2 level. My topic is introducing myself. Ask me 5 easy questions one by one and give me a sentence starter after each question. Correct me and ask me to repeat in complete sentences. At the end, give me a sample response.

(after answering 5 questions; say: my next topic is _____.)

1. “My next topic is Family.”
2. “My next topic is Career.”
3. “My next topic is Likes and Dislikes.”
5. My daily routine
6. My school life
7. My best friend
8. My hobbies
9. My favorite teacher
10. My village
11. My favorite food
12. My favorite festival
13. My favorite movie
14. My morning routine
15. My evening routine
16. My weekend activities
17. My dream job
18. My future goals
19. My favorite subject
20. My childhood memories
21. My family members
22. My favourite season

23. My strengths
24. My weaknesses
25. My role model
26. My favorite season
27. My favorite place
28. My travel experience
29. My FEA classroom experiences
30. My neighbours
31. My market visit
32. My best holiday
33. How I save money
34. My first day at FEA
35. Healthy and unhealthy food
36. My parents
37. My daily responsibilities
38. My plans after finishing school
39. How I prepare for exams
40. My favorite festival celebration

Day 181 to 194: AI Spoken Activity 2- More Practice

1. Please say this prompt to ChatGpt
2. AI will start asking the questions one by one and give you a sentence starter.
3. Use live mode/mic during the activity.
4. After speaking, you must press the mute button.
5. Continue the conversation until all the “30 questions of the day” are finished.

“Ask me these questions one by one and give me a sentence starter. Ask me to answer in complete sentences and correct me. After I answer give me a sample response”

Easy and Fun

1. What is your name? I am _____.
2. How old are you?
I am _____years old.
3. Where do you live? I live in _____.
4. Are you a student?
Yes, I am a student. / No, I am not a student.
5. What time do you wake up? I wake up at _____.
6. What do you eat for breakfast (नाश्ता)?
I eat ___for breakfast.
7. Do you drink tea or milk? I drink _____.

8. What is your favorite (पसंदीदा) color?

My favorite color is

_____.

9. What is your favorite food?

My favorite food is

_____.

10. Do you have a brother?

Yes, I have _____brother(s). / No, I do not have a brother.

11. Do you have a sister?

Yes, I have _____ sister(s). / No, I do not have a sister.

12. What is your father's name? My

father's name is

.

13. What is your mother's name? My

mother's name is _____.

14. Do you go to school or college (कॉलेज)? I

go to _____.

15. How do you come to class? I

come to class by

_____.

16. Do you have a phone?

Yes, I have a phone. / No, I do not have a phone.

17. What color is your bag?

My bag is _____

.

18. Who is your best friend? My
best friend is
_____.

19. Do you like cricket?

Yes, I like cricket. / No, I do not like cricket.

20. Do you watch TV?

Yes, I watch TV. / No, I do not watch TV.

21. What do you eat at night? I
eat _at night.

22. Do you help your parents (माता-पिता)?

Yes, I help my parents. / No, I do not help my parents.

23. Can you ride (चलाना) a bicycle?

Yes, I can ride a bicycle. / No, I cannot ride a bicycle.

24. Can you cook (पकाना) tea?

Yes, I can cook tea. / No, I cannot cook tea.

25. Are you happy today?

Yes, I am happy today. / No, I am not happy today.

26. Is your house big or small?

My house is
_____.

27. Do you have a pet (पालतू जानवर)?

Yes, I have a _____. / No, I do not have a pet.

28. What day is today?

Today is
_____.

29. Is it hot today?

Yes, it is hot today. / No, it is not hot today.

30. Do you want to learn English?

Yes, I want to learn English because _____.

XXXXXXX

Easy About You

1. What is your full name?

My full name is

_____.

2. Where is your house?

My house is in

_____.

3. How many people are in your family?

There are _____ people in my family.

4. Who wakes up first in your house?

_____ wakes up first in my house.

5. What do you eat in the morning? I eat in the morning.

6. When do you go to sleep? I go to sleep at

_____.

7. Which game do you play? I play ____.

8. Who is your favorite (पसंदीदा) teacher?
My favorite teacher is _____.

9. Where do you keep your books? I keep my books _____.

10. What do you do after dinner? After dinner, I _____.

11. Which festival (त्योहार) do you like most? I like most.

12. Where do you buy vegetables (सि ज़र्याँ)? I buy vegetables from _____.

13. How do you feel today? I feel _____ today.

14. What is your favorite subject (विषय)? My favorite subject is _____.

15. Where do you sit in class? I sit _____ in class.

16. What time does your class start? My class starts at _____.

17. Do you like morning or night? I like _____ more.

18. What do you do on Sunday? On Sunday, I _____.

19. Who is your role model (प्रेरणा स्रोत)? My role model is _____.

20. Where do you charge (चाज करना) your phone? I charge my phone _____.

21. What fruit do you like? I like _____.

22. Do you drink tea or coffee? I drink _____.

23. Which season (मौसम) do you like? I like _____ season.

24. What is your hobby (शौक)? My hobby is _____.

25. Who cooks food in your house? _____ cooks food in my house.

26. Where do you play with friends? I play with my friends _____.

27. What is your dream job? My dream job is _____.

28. Do you study every day?

Yes, I study every day. / No, I do not study every day.

29. How do you come to class? I come to class by _____.

30. Are you confident (आत्मविश्वासी) to speak in English? Yes, I am confident. / No, I am not confident yet.

Daily Routine

1. What time do you wake up every day?
I wake up at _____ every day.
2. What do you do after you wake up?
After I wake up, I _____.
3. What do you eat for breakfast (नाश्ता)?
I eat ___ for breakfast.
4. Where do you go in the morning?
I go to _____ in the morning.
5. What do you do in the afternoon (दोपहर)?
In the afternoon, I _____.
6. What do you do in the evening (शाम)?
In the evening, I _____.
7. What do you do before sleeping? Before sleeping, I _____.
8. Who helps you in your studies (पढ़ाई)?
_____ helps me in my studies.
9. Where do you study at home? I study at home.
10. What do you carry (ले जाना) in your school bag? I carry _____ in my school bag.
11. What do you watch on YouTube? I watch _____.

12. Who do you talk to every day? I talk to _____ every day.

13. What do you do after class?
After class, I _____.

14. What do you do on Sunday?
On Sunday, I _____.

15. Where do you keep your clothes? I keep my clothes _____.

16. What is your favorite snack (हल्का भोजन)?
My favorite snack is _____.

17. Who sits next to you in class?
_____sits next to me in class.

18. What do you do when it rains (बा रश होती है)?
When it rains, I _____.

19. What is near your house?

There is _____near my house.

20. What clothes do you wear in winter (सद)? I wear __in winter.

21. What clothes do you wear in summer (गम)? I wear _in summer.

22. What do you do when you feel tired (थका हुआ)?
When I feel tired, I _____.

23. What do you do in your free time (खाली समय)? In my free time, I _____.

24. Where do you meet your friends? I meet my friends _____.

25. What is your favorite TV show? My favorite TV show is _____.

26. What subject do you study today? Today, I study _____.

27. Who is the oldest person in your family?

The oldest person in my family is _____.

28. What do you eat at night? I eat ___at night.

29. What time do you go to sleep? I go to sleep at _____.

.

30. What do you do first in the morning? First, I ___in the morning.

Simple Sentences

1. Say one sentence about your family.
My family _____.

2. Say one sentence about your village (गाँव).
My village _____.

3. Say one sentence about your school.
My school _____.

4. Say one sentence about your best friend.
My best friend _____.

5. Make a sentence using "I like." I like ____.

6. Make a sentence using "I don't like."
I don't like _____.

7. Make a sentence using "I can." I can ____.

8. Make a sentence using "I cannot."
I cannot _____.

9. Make a sentence using "There is."
There is _____.

10. Make a sentence using "There are."
There are _____.

11. Say one sentence about your daily routine (दिनचर्या).
Every day, I _____.

12. Say one sentence about yesterday. Yesterday, I _____.

13. Make a sentence about your hobby (शौक).
My hobby is _____.

14. Say one sentence about your teacher.
My teacher _____.

15. Make a sentence using “and.” I _____and ____.

16. Make a sentence using “but.” I _____but ____.

17. Make a sentence using “so.” I _____so ____.

18. Make a sentence using “before.”
Before , I _____.

19. Make a sentence using “after.”
After __, I _____.

20. Say one sentence about your favorite food. My favorite food _____.

21. Make a sentence about your dream job. I want to become _____.

22. Say one sentence about your house.
My house _____.

23. Make a question using “Where.”
Where _____?

24. Make a question using “Who.” Who ____?

25. Make a question using “What.”
What _?

26. Say one positive (सकारात्मक) sentence about yourself. I am ____.

27. Make a sentence about your phone.
My phone _____.

28. Say one sentence about today's class.
Today's class _____.

29. Make a sentence using "always." I
always _____.

30. Make a sentence using "sometimes." I
sometimes _____.

Present Tense

1. What are you doing right
now? I am _____ right
now.

2. What is your teacher doing now?
My teacher is
now.

3. What are your classmates
doing? My classmates are _____.

4. Do you exercise (व्यायाम) daily?
Yes, I exercise daily. / No, I do not exercise daily.

5. Do you read books at home?
Yes, I read books at home. / No, I do not read books at home.

6. Does your father work?
Yes, my father works. / No, my father does not work.

7. Does your mother cook?
Yes, my mother cooks. / No, my mother does not cook.

8. Do you use AI in class?

Yes, I use AI in class. / No, I do not use AI.

9. What do you usually do in the morning?
I usually _____in the morning.

10. Where do you usually sit in class? I
usually sit _____.

11. Who do you talk to
most? I talk to
_____most.

12. What do you eat at night? I
eat _at night.

13. Do you enjoy (आनंद लेना) speaking English?

Yes, I enjoy speaking English. / No, I do not enjoy speaking English.

14. What can you do well? I
can _____well.

15. Can you cook rice?

Yes, I can cook rice. / No, I cannot cook rice.

16. Can you speak for one minute?

Yes, I can speak for one minute. / No, I cannot speak for one minute.

17. How many siblings (भाई-बहन) do you have? I
have _____siblings.

18. Is there a park near your house?

Yes, there is a park near my house. / No, there is no park near my house.

19. Are there shops in your village?

Yes, there are shops in my village. / No, there are no shops.

20. What do you usually talk about with friends? I usually talk about _____.

21. Do you watch YouTube daily?

Yes, I watch YouTube daily. / No, I do not watch YouTube daily.

22. What subject do you like most? I like _____ most.

23. Do you help at home?

Yes, I help at home. / No, I do not help at home.

24. What do you do when you are bored (उब जाना)? When I am bored, I _____.

25. Do you wake up early?

Yes, I wake up early. / No, I do not wake up early.

26. What do you carry in your bag? I carry in my bag.

27. Where do you charge (चाज करना) your phone? I charge my phone _____.

28. Do you like group (समूह) work?

Yes, I like group work. / No, I do not like group work.

29. What do you do after dinner? After dinner, I _____.

30. Do you feel confident (आत्मविश्वासी) today?

Yes, I feel confident today. / No, I do not feel confident today.

Past Tense

1. What did you eat yesterday? Yesterday, I ate

_____.

2. Where did you go last Sunday? Last Sunday, I went to

_____.

3. Who did you meet yesterday? Yesterday, I met

_____.

4. What did you do after class? After class, I

_____.

5. Did you watch TV last night?

Yes, I watched TV. / No, I did not watch TV.

6. What did you learn yesterday? Yesterday, I learned (सीखा)

_____.

7. Did you wake up early today?

Yes, I woke up early. / No, I did not wake up early.

8. What did you cook recently (हाल ही में)?

Recently, I cooked _____.

9. Did you help your parents yesterday?

Yes, I helped my parents. / No, I did not help them.

10. Where did you travel (यात्रा करना) last year?

Last year, I traveled to _____.

11. What was your best memory (याद)?
My best memory was _____.

12. What did you do during holidays?
During holidays, I _____.

13. Did you complete (पूरा करना) your homework yesterday? Yes, I completed my homework. / No, I did not complete it.

14. What did you buy recently?
Recently, I bought
_____.

15. Who helped you yesterday?
_____ helped me yesterday.

16. What mistake did you make recently?
Recently, I made a mistake in
_____.

17. What did you do this morning?
This morning, I _____.

18. Did you practice English yesterday?
Yes, I practiced English. / No, I did not practice English.

19. What did you watch recently?
Recently, I watched
_____.

20. Where did you sit yesterday?
Yesterday, I sat
_____.

21. Did you feel happy yesterday?

Yes, I felt happy. / No, I did not feel happy.

22. What did your teacher teach today?

Today, my teacher taught (पढ़ाया) _____.

23. What did you enjoy yesterday?

Yesterday, I enjoyed

_____.

24. Did you talk in English yesterday?

Yes, I talked in English. / No, I did not talk in English.

25. What did you eat last Sunday?

Last Sunday, I ate _____

.

26. Who called you yesterday?

_____ called me yesterday.

27. Did you read yesterday?

Yes, I read. / No, I did not read.

28. What did you do at night?

At night, I _____.

29. Did you face a problem yesterday?

Yes, I faced a problem. / No, I did not face a problem.

30. What did you learn from yesterday? I

learned _____ from

yesterday.

Future Tense

1. What will you do tomorrow? Tomorrow, I will

_____.

2. What will you do after this course?

After this course, I will

_____.

3. Will you continue (जारी रखना) learning English?

Yes, I will continue learning English. / No, I will not continue.

4. What job will you do in future?

In the future, I will become _____.

5. Where will you work?

I will work in _____.

6. Will you work in a city or village? I will work in

_____.

7. What will you buy with your first salary (वेतन)?

I will buy _____.

8. How will you help your family?

I will help my family by _____.

9. Where will you live in 10 years?

In 10 years, I will live in _____.

10. What language will you learn? I will learn _____.

11. Will you travel abroad (विदेश)?

Yes, I will travel abroad. / No, I will not travel abroad.

12. What habit will you change?

I will change my habit of _____.

13. What skill will you improve?

I will improve my _____ skill.

14. What will you do next Sunday?
Next Sunday, I will _____.

15. Will you use AI in future?
Yes, I will use AI. / No, I will not use AI.

16. What goal will you achieve (प्राप्त करना) first? I
will achieve _____ first.

17. How will you stay confident?
I will stay confident by _____.

18. What kind of life will you build? I
will build a _____
life.

19. What will you do if you fail? If
I fail, I will _____.

20. Will you wake up early tomorrow?
Yes, I will wake up early. / No, I will not wake up early.

21. What course will you join next? I
will join _____ course.

22. How will you achieve your dream?
I will achieve my dream by _____.

23. Who will you make proud? I
will make _____
proud.

24. Will you save (बचाना) money?
Yes, I will save money. / No, I will not save money.

25. What will you learn this year? This year, I will learn _____.

26. Where will you travel in future? I will travel to _____.

27. What business will you start?

I will start a _____business.

28. How will you prepare for interviews? I will prepare by _____.

29. What will you improve in yourself? I will improve my _____.

30. Will you take risks (जोखिम)?
Yes, I will take risks. / No, I will not take risks.

First Introduction of “Why”

1. What is your favorite subject?
My favorite subject is
_____.

2. Why do you like that
subject? I like it because
_____.

3. What is your favorite food?
My favorite food is
_____.

4. Why do you like that
food? I like it because
_____.

5. Who is your best friend?

My best friend is

_____.

6. Why do you like your best friend?

I like my best friend because _____.

7. What is your dream job?

My dream job is

_____.

8. Why do you want that job?

I want that job because _____.

9. What season (मौसम) do you like most?

I like _____season most.

10. Why do you like that season? I

like it because _____.

11. What festival do you

enjoy? I enjoy _____

festival.

12. Why do you celebrate (मनाना) that festival? I

celebrate it because _____.

13. What makes you happy?

_____makes me happy.

14. Why does it make you happy?

It makes me happy because _____.

15. What color do you like? I

like _____color.

16. Why do you like that color? I like it because _____.

17. What subject is difficult for you? _____ is difficult for me.

18. Why is it difficult?

It is difficult because _____.

19. Do you like English?

Yes, I like English. / No, I do not like English.

20. Why do you want to learn English?

I want to learn English because _____.

21. What do you do on Sunday?

On Sunday, I

_____.

22. Why do you enjoy Sunday?

I enjoy Sunday because _____.

23. Who helps you at home?

_____ helps me at home.

24. Why is their help important?

It is important because _____.

25. What do you watch on YouTube? I watch _____.

26. Why do you watch it?

I watch it because _____.

27. What habit do you want to improve?

I want to improve my habit of _____.

28. Why do you want to improve it?

I want to improve it because _____.

29. What makes a good student? A good student _____.

30. Why is discipline (अनुशासन) important? Discipline is important because _____.

Daily Life + Simple Thinking

1. What time do you wake up? I wake up at _____.

2. Why do you wake up at that time? I wake up at that time because _____.

3. What do you do in the morning? In the morning, I _____.

4. Why is morning important? Morning is important because _____.

5. What do you do after class? After class, I _____.

6. Why is practice important? Practice is important because _____.

7. What makes a good friend? A good friend _____.

8. Why should we respect teachers?
We should respect teachers because _____.

9. What do you do when you are sad?
When I am sad, I _____.

10. Why is talking helpful?
Talking is helpful because _____.

11. What do you do when you fail? When I fail, I _____.

12. Why should we not give up?
We should not give up because _____.

13. What is your goal this year? My goal this year is _____.

14. Why is that goal important?
It is important because _____.

15. What skill do you want to improve? I want to improve my _____ skill.

16. Why is that skill useful (उपयोगी)? It is useful because _____.

17. What problem do students face?
Students face _____.

18. Why do students feel nervous (घबराना)?

Students feel nervous because

_____.

19. What do you do before an exam?

Before an exam, I _____.

20. Why should we prepare for exams?

We should prepare because _____.

21. What makes you proud?

_____ makes me proud.

22. Why does it make you proud?

It makes me proud because _____.

23. What helps you study better?

_____ helps me study better.

24. Why is time important?

Time is important because _____.

25. What makes a teacher good? A

good teacher _____.

26. Why is listening important in class?

Listening is important because

_____.

27. What do you do when you are nervous?

When I am nervous, I _____.

28. Why is confidence (आत्मविश्वास) important?

Confidence is important because

_____.

29. What makes learning fun?

Learning is fun when

_____.

30. Why should we speak politely (fबनमता से)? We should speak politely because _____.

.

Communication & English Focus

1. Is English important today?

Yes, English is important today.

2. Why is English important?

English is important because _____.

3. What is difficult in English for you?

_____ is difficult for me.

4. Why is it difficult?

It is difficult because _____.

5. Do you feel shy (शमा ना) when speaking English?

Yes, I feel shy. / No, I do not feel shy.

6. Why do students feel shy?

Students feel shy because _____.

7. How can you improve your English?

I can improve my English by _____.

8. Why is practice important in English?

Practice is important because _____.

9. Do you make mistakes?

Yes, I make mistakes. / No, I do not make mistakes.

10. Why should we not fear (डरना) mistakes?

We should not fear mistakes because _____.

11. What helps you learn new words?

_____helps me learn new words.

12. Why is reading helpful?

Reading is helpful because _____.

13. What do you do to improve speaking? I improve speaking by _____.

14. Why is listening important?

Listening is important because _____.

15. What makes a good speaker? A good speaker _____.

16. Why is clear speaking important?

Clear speaking is important because _____.

17. Do you practice English daily?

Yes, I practice English daily. / No, I do not practice daily.

18. Why should we speak English every day?

We should speak English every day because _____.

19. What do you feel when you speak confidently? I feel when I speak confidently.

20. Why is confidence important in interviews?

Confidence is important because _____.

21. What happens when we do not practice?

When we do not practice,

_____.

22. Why should we ask questions in class?

We should ask questions because _____.

23. What helps you remember (याद रखना) things?

_____ helps me remember things.

24. Why is hard work important?

Hard work is important because _____.

25. What do you do when you do not understand something?

When I do not understand, I _____.

26. Why should we try again after failure (असफलता)? We

should try again because _____.

27. What is your biggest fear in English? My

biggest fear is _____.

28. Why do you want to improve your English? I

want to improve because _____.

29. What is one good habit for learning?

One good habit is _____.

30. Why is discipline (अनुशासन) helpful in learning?

Discipline is helpful because _____.

Career & Simple Reasoning

1. What job do you want in future? I want to become

_____.

2. Why do you want that job?

I want that job because _____.

3. What skills are needed for that job?
That job needs _____skills.

4. Why are skills important?
Skills are important because _____.

5. Do you want to work in a city or village?
I want to work in _____.

6. Why do you prefer (पसंद करना) that place?
I prefer it because _____.

7. What makes a person successful (सफल)?
A successful person _____.

8. Why is hard work important for success?
Hard work is important because
_____.

9. What business do you want to start?
I want to start _____
business.

10. Why do you choose that business? I
choose it because _____.

11. What subject is important for your career?
_____is important for my career.

12. Why is that subject important?
It is important because _____.

13. Who inspires (प्रे रत करना) you?
_____inspires me.

14. Why does that person inspire you?

That person inspires me because _____.

15. What will you do after this course?

After this course, I will

_____.

16. Why is this course useful (उपयोगी)?

This course is useful because _____.

17. What habit helps in career growth (विकास)? A good habit is _____.

18. Why is discipline important at work?

Discipline is important because _____.

19. What does success mean to you?

Success means _____ to me.

20. Why do people fail sometimes?

People fail because _____.

21. What should we do after failure?

After failure, we should

_____.

22. Why should we learn new skills?

We should learn new skills because _____.

23. What motivates (प्रेरित करना) you?

_____ motivates me.

24. Why is self-confidence important?

Self-confidence is important because _____.

25. Do you want to travel abroad (विदेश)?

Yes, I want to travel abroad. / No, I do not want to travel abroad.

26. Why do people move to cities?

People move to cities because _____.

27. What kind of company do you want to work for? I want to work for a _____ company.

28. Why is teamwork important?

Teamwork is important because _____.

29. What goal do you want to achieve (प्राप्त करना)? I want to achieve _____.

30. Why is planning important for a career?

Planning is important because _____.

What Would You Do?

1. What would you do if you fail an exam? If I fail an exam, I would _____.

2. How would you prepare (तैयारी करना) for an important exam? I would prepare by _____.

3. What would you do if someone says "log kya kahenge" (लोग क्या कहेंगे)? If someone says that, I would _____.

4. How would you improve your English for a job interview (साक्षात्कार)? I would improve my English by _____.

5. What would you do if you do not get selected (चयन होना) for a job? If I do not get selected, I would _____.
6. How would you stay confident (आत्मविश्वासी) during an interview? I would stay confident by _____.
7. What would you do if your family does not support your career choice (क रयर चुनाव)?
If my family does not support me, I would _____.
8. How would you manage (संभालना) your time during exams? I would manage my time by _____.
9. What would you do if you feel pressure (दबाव) from others? If I feel pressure, I would _____.
10. How would you achieve (प्राप्त करना) your career goal? I would achieve my career goal by _____.

Small Situational Questions

1. What will you do if you fail an exam?
If I fail, I will _____.
2. Why will you do that?
I will do that because _____.
3. What will you do if you get a job? If I get a job, I will _____.
4. Why will you do that?
I will do that because _____.
5. What will you do if you feel nervous?
If I feel nervous, I will _____.

6. Why will you do that?

I will do that because _____.

7. What will you do if your friend is sad?

If my friend is sad, I will _____.

8. Why will you do that?

I will do that because _____.

9. What will you do if you make a mistake?

If I make a mistake, I will _____.

10. Why is learning from mistakes important? It is important because _____.

11. What will you do if you earn money?

If I earn money, I will _____.

12. Why will you use money wisely (समझदारी से)? I will use it wisely because _____.

13. What will you do if you feel stressed (तनाव)? If I feel stressed, I will _____.

14. Why should we stay calm (शांत)?

We should stay calm because _____.

15. What will you do if you achieve your goal? If I achieve my goal, I will _____.

16. Why is goal achievement important? It is important because _____.

17. What will you do if you lose your phone? If I lose my phone, I will _____.

18. Why should we be careful (सावधान)?

We should be careful because _____.

19. What will you do if someone needs help? If someone needs help, I will

_____.

20. Why should we help others?

We should help because _____.

21. What will you do if you are late? If I am late, I will _____.

22. Why is punctuality (समय की पाबंदी) important? Punctuality is important because _____.

23. What will you do if you win a competition? If I win, I will _____.

24. Why should we stay humble (विनम्र)? We should stay humble because _____.

25. What will you do if you feel confident? If I feel confident, I will _____.

26. Why is confidence useful?

It is useful because _____.

27. What will you do if you meet your role model? If I meet my role model, I will _____.

28. Why is inspiration (प्रेरणा) important? Inspiration is important because

_____.

29. What will you do if you get success? If I get success, I will _____.

30. Why should we continue learning?

We should continue learning because _____.

Reflection & Growth About Joining FEA

1. Why did you join FEA?

I joined FEA because _____.

2. When did you join FEA?

I joined FEA in _____.

3. Who told you about FEA?

I came to know about FEA from _____.

4. How did you feel on your first day? On my first day, I felt

_____.

5. What were your expectations? I expected that

_____.

Learning Experience

6. What new skills did you learn? I learned _____.

7. How has FEA helped your English? FEA helped me improve my

_____.

8. What is your favourite activity in FEA? My favourite activity is _____.

9. Who is your favourite trainer and why? My favourite trainer is _____ because _____.

10. What was your biggest challenge? My biggest challenge was _____.

11. How did you overcome your challenge? I overcame it by _____.

12. What is one important Day you learned? One important Day I learned is _____.

Confidence and Growth

13. How has FEA changed you? FEA has changed me by _____.

14. Are you more confident now? Yes, now I feel _____.

15. How do you feel while speaking in front of others? Now I feel _____.

16. What is one achievement you are proud of? I am proud that I _____.

17. How has your communication improved? My communication has improved because _____.

18. What feedback did you receive from trainers? My trainer told me that _____.

Friends and Environment

19. Did you make new friends?
Yes, I made friends like _____.
20. How is the classroom environment?
The classroom environment is _____.
21. What do you like most about FEA? I like _the most.
22. How do group activities help you?
Group activities help me to _____.

Future Goals

23. How will FEA help in your career?
FEA will help me to _____.
24. What are your future goals?
My future goal is to _____.
25. What job do you want in the future?
I want to become a _____.
26. How will you use the skills learned in FEA?
I will use these skills to _____.

Reflection

27. What advice will you give to new students?
I would advise them to _____.
28. What was your happiest moment in FEA?
My happiest moment was when _____.

29. If you describe your FEA journey in one word, what is it?
My FEA journey is _____.

30. Are you thankful to FEA? Why?
Yes, I am thankful because _____.

Mindset:

Facing Failure

1. You failed an exam. What will you do? If I fail, I will _____.

2. You did not get a job you wanted. How will you react? I will feel _____ but I will _____.

3. Your plan to get a government job did not work. What is your next step? My next step will be _____.

4. You made a mistake in front of others and everyone started laughing. What will you do?

I will _____.

5. Someone criticizes you for your mistakes. How will you handle it? I will handle it by _____.

Handling Pressure

6. You have less time to complete a task. What will you do? I will _____.

7. You feel stressed before a presentation. What will you do? I will _____.

8. You have many problems at the same time. How will you manage? I will manage by _____.

9. Your family does not support your goal. What will you do? I will.

10. Your friend is more successful than you. How will you think? I will think that _____.

Taking Responsibility

11. You are given a leadership role. How will you act? I will _.

12. Your team loses because of your mistake. What will you do? I will _____.

13. You promised something but forgot. What will you say? I will say _____.

14. You get negative feedback. How will you respond? I will .

15. You do not understand a topic in class. What will you do? I will .

Growth Mindset

16. You are weak in speaking English. What will you do? I will improve by _____.

17. You see someone doing better than you. What will you learn? I will learn that _____.

18. You feel afraid to try something new. What will you tell yourself? I will tell myself _____.

19. You get a small success. How will you celebrate? I will _____.

20. You face a big challenge. What will be your attitude? My attitude will be _____.

Positive Thinking

21. You wake up feeling low. What will you do?
I will .

22. Someone criticizes you. How will you react? I will react by .

23. You lose a competition. What Day will you take? I will learn that _____.

24. Your hard work is not noticed. What will you think? I will think .

25. You are afraid of failure. How will you change your thinking?
I will change my thinking by _____.

Future Focus

26. You want to achieve a big goal. What is your first step?
My first step will be _____.

27. You feel lazy to work on your dream. What will you do?
I will _.

28. You have a bad day. How will you end it positively? I will _____.

29. You meet a very successful person. What question will you ask?
I will ask _____.

30. After 5 years, what kind of person do you want to become?
After 5 years, I want to become a person who _____.

XXXX

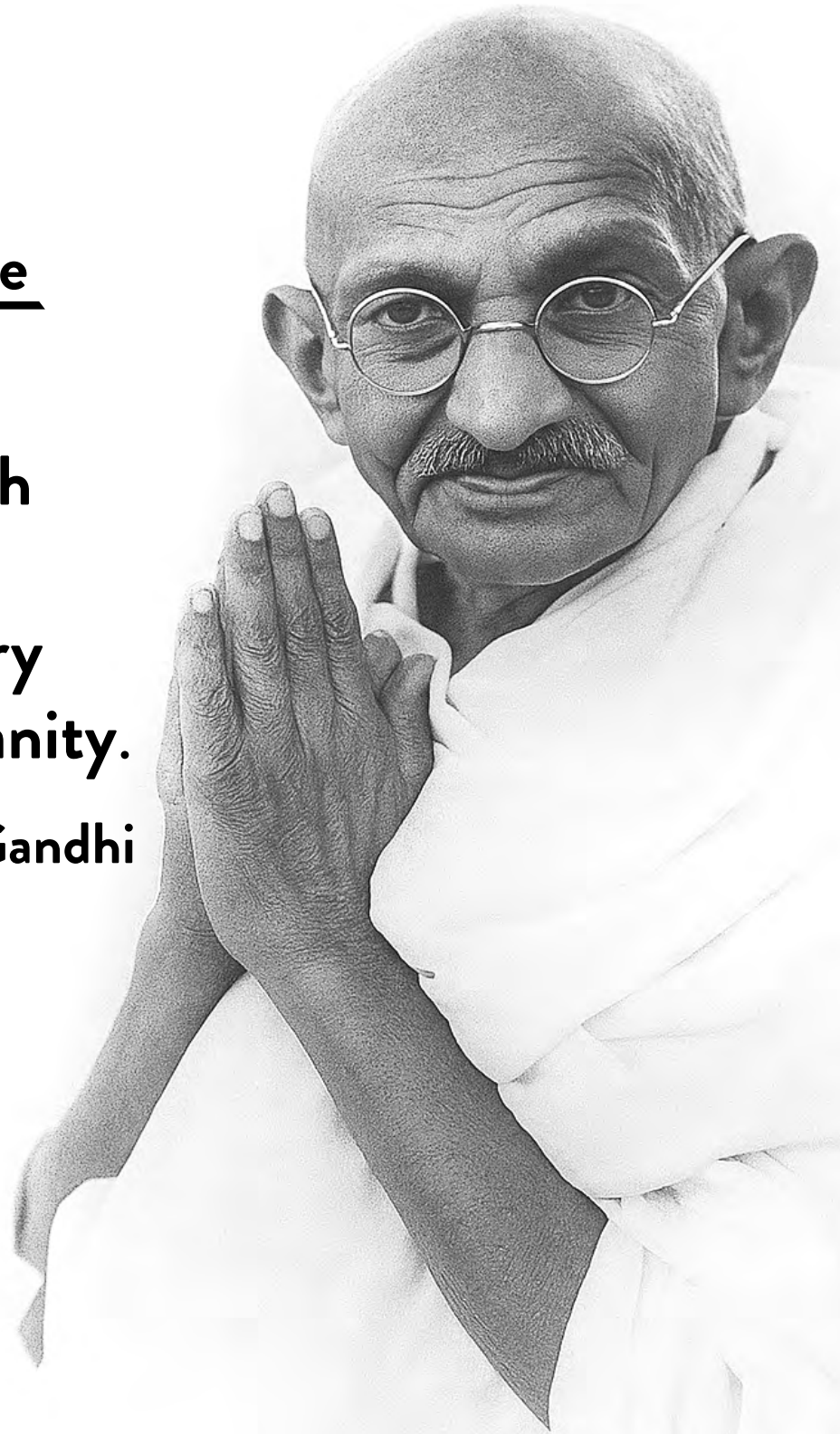


**Building ethical, productive mindsets
and core employability skills**

Community Service

**For me the road to
salvation lies through
incessant toil in the
service of my country
and the entire humanity.**

- Mahatma Gandhi



FEA classes are completely free of cost for students

India: Valmiki Temple One, Vasant Gaon, Near C 8/8 Vasant Vihar, New Delhi 110057

US: 7110 Redwood Boulevard, Suite A, Novato, CA 94945

www.FEAIndia.org

NOT FOR SALE