



This book has been issued to (First Name) (Family Name)
of Session on (DD/MM/YY)

THIS PROGRAM WILL BUILD

MINDSET

- Develop self-confidence
- Improve decision-making
- Find creative solutions
- Learn from successful mentors

DIGITAL SKILLS

- Learn MS Word and Excel
- Develop online search skills
- Practice typing and computer operation

LANGUAGE

- Build English speaking skills
- Expand English vocabulary and grammar
- Practice listening comprehension
- Master public speaking and debate

CAREER-BUILDING SKILLS

- Learn about various careers
- Discover how to find a job
- Develop interview skills
- Prepare a resume
- Work with career guides to find the right career for you

Learn while having FUN

Many students more than double or triple or even quadruple their incomes by completing the FEA course. Are you going to be one of them?

Table of Contents

Class Duration - 2 Hour and 15 Minutes

FEA Pledge.....	4
Lesson 2: English Self - Introduction 1.....	4
Lesson 3: English Self - Introduction 2.....	4
Lesson 4: English Self - Introduction 3.....	4
Lesson 5: English Self - Introduction 4.....	4
Lesson 6: The Story of FEA.....	5
Lesson 9A: Learning Materials.....	6
Lesson 9B: English: Contact Information.....	6
Lesson 10: What You Already Know.....	7
Lesson 11: Punctuality.....	7
Lesson 12A: Introductions.....	8
Lesson 12B: FEA Certificate and Contract.....	9
Lesson: 13: Name.....	10
Lesson 14A: Gmail: Creating Passwords & Accounts.....	12
Lesson 14B: Digital Learning: Creating Duolingo Account.....	12
Lesson 16: Let's Speak More.....	16
Lesson 17: Greetings.....	17
Lesson 18A: Being Polite.....	18
Lesson 18B: Online Search.....	19
Lesson 19: Intonation.....	20
Lesson 20: Introducing Yourself.....	20
Lesson 21: Family.....	23
Lesson 22: It's Good to Talk.....	24
Lesson 23: Introducing Others.....	27
Lesson 24: Hobbies and Pastimes.....	28
Lesson 25: Food and Drinks.....	31
Lesson 26: he is, she is.....	35
Lesson 27: Consolidation.....	36
Lesson 28: Can and Can't.....	37

Lesson 29: May, Must, Might.....	39
Lesson 30: Seasons and Weather.....	41
Lesson 31: I am + Emotions.....	43
Lesson 31: Growth Mindset.....	44
Lesson 32: Digital Learning: Gmail Practice.....	45
Lesson 33A: English - Do and Does.....	45
Lesson 33B: Typing Home Row.....	46
Lesson 34: Stepping out of your Comfort Zone.....	47
Lesson 35A: Favorite Things.....	47
Lesson 35B: Sentence Structure.....	50
Lesson 36A: Asking Questions-1.....	51
Lesson 36B: Asking Questions-1.....	52
Lesson 37: Teamwork Collaboration.....	53
Lesson 38: Asking Questions 2.....	53
Lesson 39: My House and Neighbourhood.....	55
Lesson 40: You are, We are, They are.....	57
Lesson 41: English: Consolidation.....	58
Lesson 42: Be A Top Editor.....	59
Lesson 44: Typing.....	60
Lesson 45- Bullying.....	61
Lesson 46: English: Like/don't like.....	62
Lesson 47: Youtube Search 2.....	62
Lesson 48: Have, Has.....	63
Lesson 49A: Tell me about Yourself.....	65
Lesson 49B : Career Exploration.....	66
Lesson 50: This, that, these, those.....	67
Lesson 51: Thank You Cards.....	68
Lesson 53: Actions and Places.....	69
Lesson 54A: English Consolidation.....	71
Lesson 54B: Career Exploration 3.....	71
Lesson 56 : Animals & Nature.....	74

Lesson 57: Telephonic Conversation.....	75
Lesson 58A: A, An, The.....	76
Lesson 58 B: Word Documents 3.....	77
Lesson 59A: How many?.....	78
Lesson 59B: Gossip 2.....	79
Lesson 60: Conflict Resolution 1.....	80
Lesson 61A: Summarizing.....	81
Lesson 62A: Healthy Eating.....	83
Lesson 63A: Adjectives 1.....	84
Lesson 63B: Note-Taking.....	86
Lesson 64: Log Kya Kahenge 1.....	88
Lesson 65: Forming a Research Question.....	89
Lesson 66: English Consolidation.....	90
Lesson 67: Good and Bad Behaviour.....	92
Lesson 68: Log Kya Kahenge 3.....	95
Lesson 69: Healthy Living.....	100
Lesson 69B: One-Pointed Focus.....	100
Lesson 70A: Hygiene.....	100
Lesson 70B: The Gig Economy.....	102
Lesson 71: Going to the Doctor.....	103
Lesson 72: Gender.....	106
Lesson 73A: Describing Places and Objects.....	107
Lesson 73B: Understanding Sectors 1.....	108
Lesson 74A: Self-Guided Learning.....	109
Lesson 76: Talking about Present.....	110
Lesson 79A: Questions.....	111
Lesson 79B: Career Goals.....	112
Lesson 80: Weather Forecast.....	114

FEA Pledge

I will perform one act of kindness towards another person every day. I will be on time.

एफईए प्लेज (प्रतिज्ञा)

मैं हर दिन, किसी अन्य व्यक्ति के प्रति, दयालुता का एक कार्य करूंगा। मैं समय पर आऊंगा।

Lesson 2: English Self - Introduction 1

A. Fill-in-the-blanks with information about yourself.

My name is , I am from , I am _____ years old.

Lesson 3: English Self - Introduction 2

A. Fill-in-the-blanks with information about yourself.

I studied _____ (school subject) at _____ school name

Lesson 4: English Self - Introduction 3

A. Fill-in-the-blanks with information about yourself.

I like _____ . I am good at _____ .

Lesson 5: English Self - Introduction 4

A. Fill-in-the-blanks with information about yourself.

My dream is to be a _____ .

Lesson 6: The Story of FEA

THE AAM FOUNDATION, WHICH OPERATES FREEDOM EMPLOYABILITY ACADEMY (FEA), WAS FOUNDED IN April, 2000 IN INDIA AND THE UNITED STATES BY DEEPAK CHOPRA

एएएम फाउंडेशन, जो फ्रीडम एम्प्लॉयबिलिटी एकेडमी (एफईए) को चलाती है, की स्थापना अप्रैल, 2000 में भारत और संयुक्त राज्य अमेरिका में दीपक चोपड़ा द्वारा की गई थी।

THIS IS THE STORY

कहानी यह है।

“As a teenager, I walked to my school bus stop through a very low-income neighbourhood. Every day, I saw people cooking, eating, and living their lives on the side of the streets.

“एक किशोर के रूप में, मैं बहुत कम आय वाले पड़ोस से होकर अपने स्कूल बस स्टॉप तक जाता था। हर दिन, मैंने लोगों को सड़कों के किनारे खाना बनाते, खाते और अपना जीवन व्यतीत करते देखा।

The deprivation, misery, and loss of human dignity brought about by poverty deeply saddened me. I made a personal commitment to never forget what I experienced, and to help solve this immense problem.

गरीबी के कारण मानव गरिमा के अभाव, दुख और हानि ने मुझे बहुत दुखी किया। मैंने जो कुछ भी अनुभव किया उसे कभी न भूलने और इस विशाल समस्या को हल करने में मदद करने के लिए मैंने एक पर्सनल कमिटमेंट की

As I started my final year of high school, I decided I wanted to go to the Indian Institutes of Technology (IIT), which had a reputation for being a difficult engineering school to get into. Most students who got into IIT were typically in the top 2-3 of their high school class. I had never even been in the top 20 of any class.

जैसे ही मैंने हाई स्कूल के अपने अंतिम वर्ष की शुरुआत की, मैंने फैसला किया कि मैं भारतीय प्रौद्योगिकी संस्थान (IIT) में जाना चाहता हूँ, जिसकी प्रतिष्ठा एक ऐसे इंजीनियरिंग कॉलेज के रूप में थी जहाँ प्रवेश कठिन था। IIT में प्रवेश पाने वाले अधिकांश छात्र आमतौर पर अपनी हाई स्कूल कक्षा के टॉप 2-3 में थे। मैं कभी किसी क्लास में टॉप 20 में भी नहीं आया था।

So I spent my final year of high school taking as many extra classes as I could and doing everything I could think of to help prepare for the entrance exam. I gave up watching cricket matches, movies and television. I would get up at 4:30 AM and travel 2 hours to the living room of a gifted mathematics teacher, to learn with him before I went to school. I skipped the annual family summer vacation. That entire year I focused deeply on preparing for this single examination so I could have a chance to attend IIT. And at the end of the year, I was accepted.

इसलिए मैंने अपना हाई स्कूल का अंतिम वर्ष अधिक से अधिक एक्स्ट्रा क्लासेज लेने और प्रवेश परीक्षा की तैयारी में मदद करने के लिए वह सब कुछ करने में बिताया जो मैं सोच सकता था। मैंने क्रिकेट मैच, फिल्में और टेलीविजन देखना छोड़ दिया। मैं प्रातः 4:30 बजे उठ जाता था और 2 घंटे यात्रा करके एक प्रतिभाशाली गणित शिक्षक के बैठक कक्ष में जाता था, स्कूल जाने से पहले उनसे सीखने के लिए। मैंने उस साल समर वेकेशन भी छोड़ दिया। उस पूरे साल मैंने इस एक परीक्षा की तैयारी पर गहराई से ध्यान केंद्रित किया ताकि मुझे आईआईटी में जाने का मौका मिल सके। और साल के अंत में, मुझे स्वीकार कर लिया गया।

Having gotten into that university transformed my career options and brought many opportunities. This led me to think that in an average person's education, one intensive year of extra learning opportunities can have a significant impact on their career. Through the work of FEA, I am seeking to provide that one year experience to as many people as possible, with the hope that it will make a significant and lasting impact in their lives.”

उस विश्वविद्यालय में प्रवेश लेने से मेरे करियर ऑप्शंस बदल गए और कई अवसर आए। इसने मुझे यह सोचने के लिए प्रेरित किया कि एक औसत व्यक्ति की शिक्षा में, अतिरिक्त सीखने के अवसरों का एक वर्ष उनके करियर पर महत्वपूर्ण प्रभाव डाल सकता है। एफईए के काम के माध्यम से, मैं इस आशा के साथ अधिक से अधिक लोगों को एक वर्ष का अनुभव प्रदान करना चाहता हूँ कि यह उनके जीवन में एक महत्वपूर्ण और स्थायी प्रभाव डालेगा।”

Lesson 9 A: Learning Materials

Write one of the following do's or don'ts on your poster. Discuss with your group why it is important.

निम्नलिखित क्या करें या क्या न करें में से अपने पोस्टर पर कोई एक लिखें। अपने ग्रुप के साथ डिस्कस करें कि यह क्यों महत्वपूर्ण है।

<u>Group 1</u> ग्रुप 1	<u>DO keep the laptop clean.</u> लैपटॉप को साफ रखें।	<u>Discuss:</u> <u>Why?</u> डिस्कस करें: क्यों?
<u>Group 2</u> ग्रुप 2	<u>DO close the laptop gently.</u> लैपटॉप को धीरे से बंद करें।	<u>Discuss:</u> <u>Why?</u> डिस्कस करें: क्यों?
<u>Group 3</u> ग्रुप 3	<u>DO keep the laptops on the tables at all times.</u> लैपटॉप को हर समय टेबल पर रखें।	<u>Discuss:</u> <u>Why?</u> डिस्कस करें: क्यों?
<u>Group 4</u> ग्रुप 4	<u>DO pick up your chair to carefully move it.</u> अपनी कुर्सी को सावधानी से हिलाने के लिए उठाएं।	<u>Discuss:</u> <u>Why?</u> डिस्कस करें: क्यों?
<u>Group 5</u> ग्रुप 5	<u>DON'T use pen drives in the laptops.</u> लैपटॉप में पेन ड्राइव का प्रयोग न करें।	<u>Discuss:</u> <u>Why?</u> डिस्कस करें: क्यों?
<u>Group 6</u> ग्रुप 6	<u>DON'T use the internet without the facilitator's permission.</u> बिना फसिलिटटर की अनुमति के इंटरनेट उपयोग न करें।	<u>Discuss:</u> <u>Why?</u> डिस्कस करें: क्यों?

Lesson 9 B: English: Contact Information

Role Play - Create a dialogue about asking for someone's contact information. Use the sentences below for support.

Nice to meet you!

Yes, let's keep in touch!

How can I contact you?

This is my business card.

Do you have a _____
(phone number/email/address)?

Here is my _____
(phone number/email/address).

Lesson 10: What You Already Know



What do you see? List as many words or sentences as you can to describe what is in the picture:

Lesson 11: Punctuality

पंच्युएलिटी (समय की पाबंदी)

A. Read the Story as a class. What title would you give this story?

Germany: In Germany, being on time is like a superpower! When everyone shows up on time, everything works smoothly. Trains run perfectly, factories make amazing things, and German cars are super reliable. Being on time isn't just about being early; it's about being part of a team where everyone helps each other.

जर्मनी: जर्मनी में समय पर आने का मतलब है सब कुछ सही तरीके से होता है! जब सभी समय पर पहुंचते हैं, तो सब कुछ बिना किसी तकलीफ के हो जाता है। ट्रेनों बिल्कुल समय पर चलती हैं, कारखानों में उत्पादन बेहतर होता है, और जर्मन कारें अत्यधिक विश्वसनीय होती हैं। समय पर आना बस एक व्यक्तिगत स्वभाव नहीं है; यह एक टीम का हिस्सा होने का एहसास कराता है जहां हर कोई एक-दूसरे की मदद करता है।

Japan: Japan is like a big clock where everything ticks perfectly. From trains to gadgets, everything works like magic because people value time. Being on time isn't a hassle; it's a way to show you care about others. In Japan, being punctual isn't just a habit; it's a way to feel good and do your best.

जापान: जापान एक बड़ी घड़ी की तरह है जहां हर चीज बिल्कुल सही समय पर होती है। ट्रेनों से लेकर गैजेट्स तक, हर चीज जादू की तरह काम करती है क्योंकि लोग समय का महत्व जानते हैं। समय पर पहुंचना कोई परेशानी नहीं है; यह दिखाता है कि आप दूसरों की देखभाल करते हैं। जापान में समय पर आना बस एक आदत नहीं है; यह अच्छा महसूस करने का और अपनी सबसे अच्छी कोशिश करने का एक तरीका है।

Switzerland: Imagine Switzerland like a beautiful watch – precise and perfect. From watches to trains, Swiss people are great at being on time. It's not just about following rules; it's about doing things well and making every moment count. In Switzerland, being on time is like being a hero!

स्विट्जरलैंड: स्विट्जरलैंड को एक खूबसूरत घड़ी की तरह सोचें – नियमित और पूर्णतः। घड़ियालों से लेकर ट्रेनों तक, स्विस् लोग समय पर रहने में माहिर हैं। यह नियमों का पालन करने के बारे में ही नहीं है; यह चीजों को अच्छी तरह से करने और हर क्षण को महत्वपूर्ण बनाने का एक तरीका है। समय पर आना सिर्फ एक आदत नहीं है; यह एक कला है!

Singapore: Singapore is like a big family where everyone helps each other. From busy streets to buses, being on time keeps everything running smoothly. It's not hard; it's a chance to be part of something exciting. In Singapore, being on time is like being a superstar!

सिंगापुर: सिंगापुर एक बड़े परिवार की तरह है जहां सब एक-दूसरे की मदद करते हैं। भारी सड़कों से लेकर बसों तक, समय पर पहुंचना सब कुछ को चालू रखता है। यह मुश्किल नहीं है; यह कुछ रोमांचक में हिस्सा बनने का एक मौका है। सिंगापुर में समय पर पहुंचना एक सुपरस्टार बनने के जैसा है!

- What is the message of this story?
- इस कहानी का संदेश क्या है?

Lesson 12A: Introductions

Introducing yourself:

Use these sentence frames as a guideline to practice introducing yourself.



Lesson 12 B: FEA Certificate and Contract

A. Read the scenarios below.

1. **Sayed enrolled in FEA because he thought it would help him get a job. Even though the program is every day, he comes to class once or twice a week. When he comes, he arrives late and spends a lot of time checking his phone and joking with his friend. He shows up for graduation on the last day, excited to wear the gown and get a certificate.**

नीचे दिए गए सिनेरियोज पढ़ें।

1. सईद ने एफईए में दाखिला लिया क्योंकि उसे लगा कि इससे उसे नौकरी पाने में मदद मिलेगी। भले ही कार्यक्रम हर दिन है, वह सप्ताह में एक या दो बार कक्षा में आता है। जब वह आता है तो देर से आता है और अपना काफी समय फोन चेक करने और अपने दोस्त के साथ मजाक करने में बिताता है। वह अंतिम दिन स्नातक के लिए आता है, गाउन पहनने और सर्टिफिकेट प्राप्त करने के लिए उत्साहित।
2. **Faiza enrolled in FEA because she wanted to learn skills to help her get a job. She comes on time each day and listens to the facilitator. She participates in the activities and discussions, even when she feels a little shy. She tries new things, like using a computer program she is not familiar with or doing a role play of a job interview. She comes to graduation to celebrate completing the program.**

फैजा ने एफईए में दाखिला लिया क्योंकि वह नौकरी पाने में मदद करने के लिए स्किल्स सीखना चाहती थी। वह हर दिन समय पर आती है और फसिलिटेटर की बात सुनती है। वह एक्टिविटीज़ और डिस्कशंस में भाग लेती है, जबकि वह थोड़ा शर्माती है। वह नई चीजों की कोशिश करती है, जैसे कंप्यूटर प्रोग्राम का उपयोग करना जिससे वह नहीं जानती या जॉब इंटरव्यू पर रोल प्ले करना। वह कार्यक्रम पूरा करने का जश्न मनाने के लिए ग्रेजुएशन में आती है।

B. Discuss the questions with a partner.

पार्टनर के साथ प्रश्न डिस्कस करें।

- Which student do you think will learn more from the program? Why?
- आपके विचार से कौन सा छात्र इस कार्यक्रम से अधिक सीखेगा? क्यों?
- Which student do you think is more likely to start on their career path after the program? Why?
- आपको क्या लगता है कि किस छात्र के कार्यक्रम के बाद अपने करियर पाथ पर शुरू होने की अधिक संभावना है? क्यों?

Lesson: 13: Name

A. NAME



My name is
**Rajesh Kumar
Sharma.**


_____	_____	_____
FIRST NAME	MIDDLE NAME	LAST NAME

My name is:

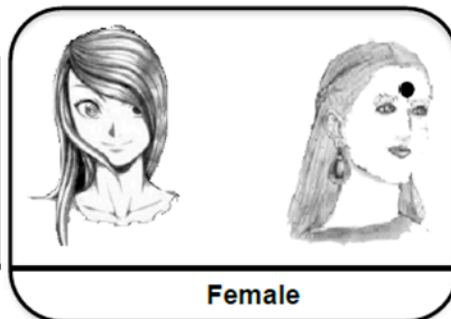
My mother's married name is _____.

My mother's maiden name is _____.

B. GENDER (MALE/FEMALE)



Male



Female



Boy



Girl



Man



Woman

Circle the correct picture and write:



I am a _____.

My father is a _____.

My mother is a _____.

C. DATE OF BIRTH

I was born on:

Date Month Year

I was born on *(Use only numbers)*:

Date Month Year

AGE:

How old are you?

I am _____ years old.

D. ADDRESS



My house number is:



The name of my street / area is:



The name of my city is:



The name of my state is:



The name of my country is:

My address is: _____, _____

(house number) (street / area)

(city) (state) (country)

Lesson 14A: Gmail: Creating Passwords & Accounts

Are they weak or strong passwords?

क्या वे कमज़ोर या मजबूत पासवर्ड हैं?

1. AminaKhan	Weak	Strong
2. AKpineapple77!	Weak	Strong
3. 42#BLUEkittens	Weak	Strong
4. mobile0112324440	Weak	Strong

Lesson 14B: Digital Learning: Creating Duolingo Account

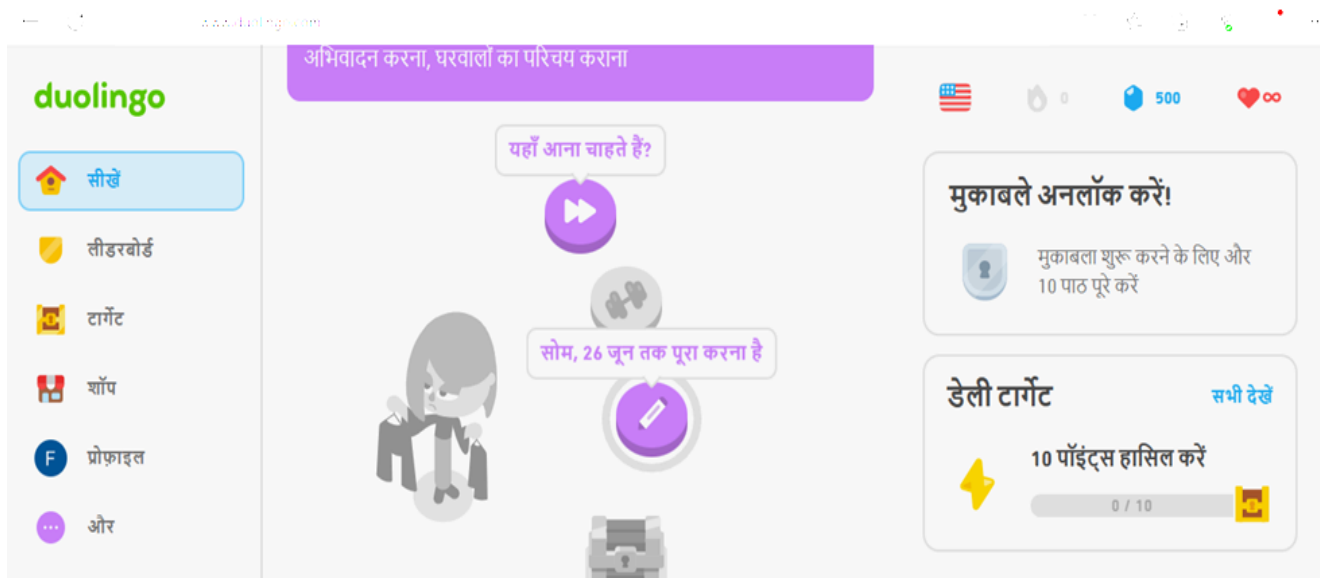
Digital Learning: DuoLingo Account:

1. Type the following URL in address bar:

duolingo.com/classroom

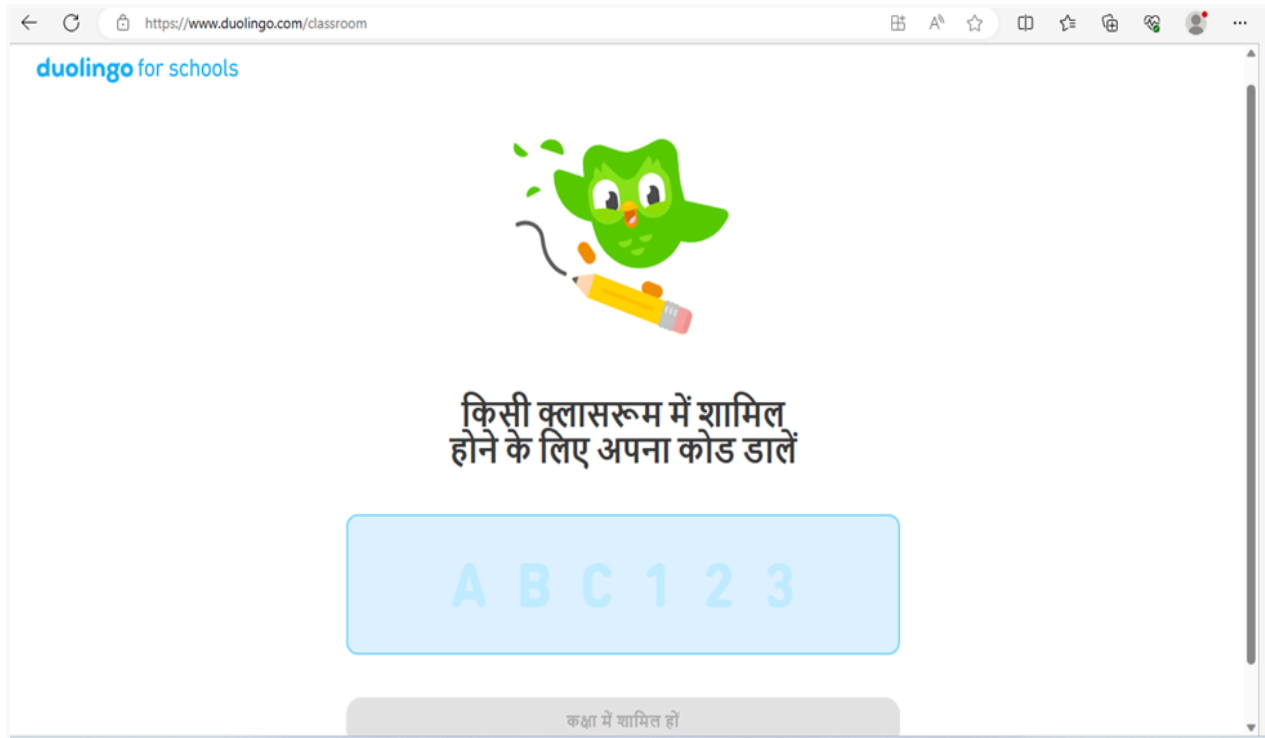
2. Write the classroom code in the box below:

‘किसी क्लासरूम में शामिल होने के लिए अपना कोड डालें’



हो गया! आप Tar के क्लासरूम में शामिल हो गए हैं

ठीक है



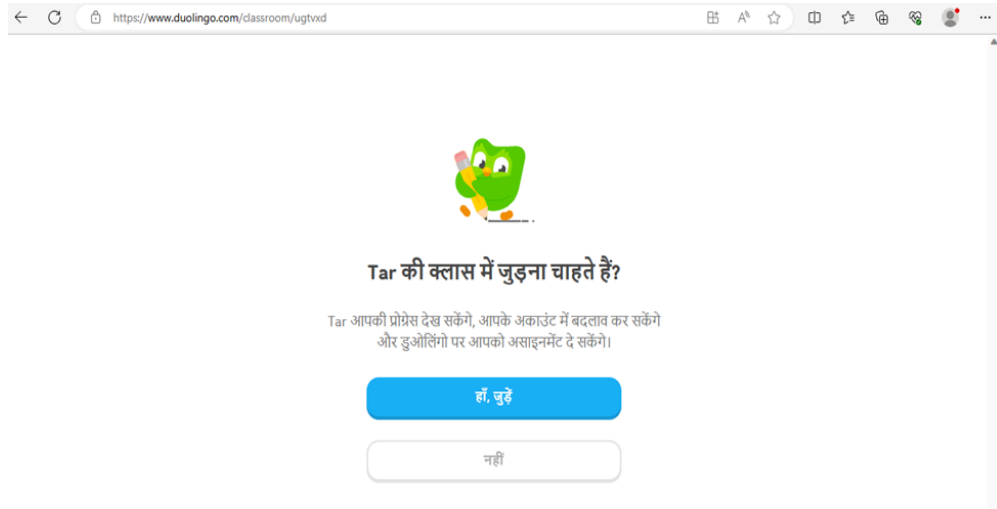
3. Click on 'कक्षा में शामिल हों' after writing the code given by the facilitator.

(The code, 'UGTVXD' is only an example. Please do not write this code.

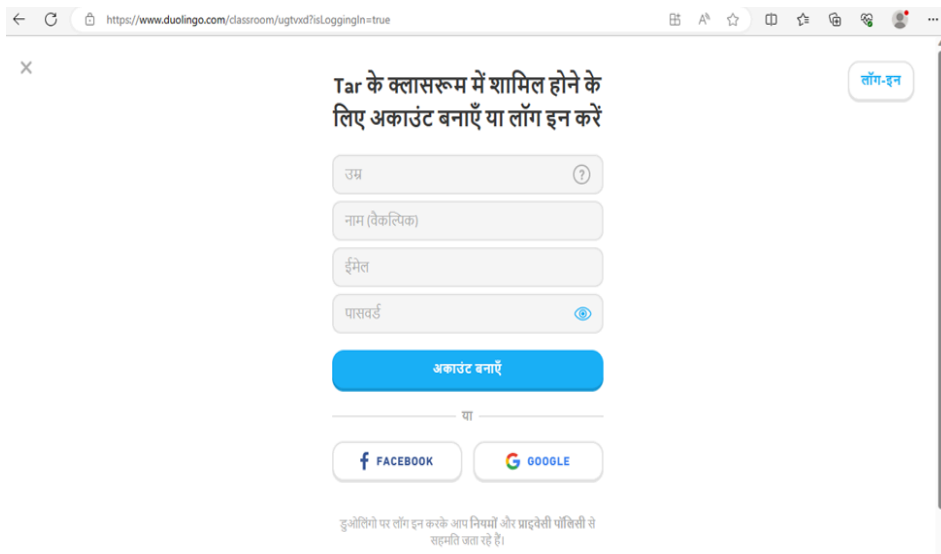
Write the code given by your facilitator)



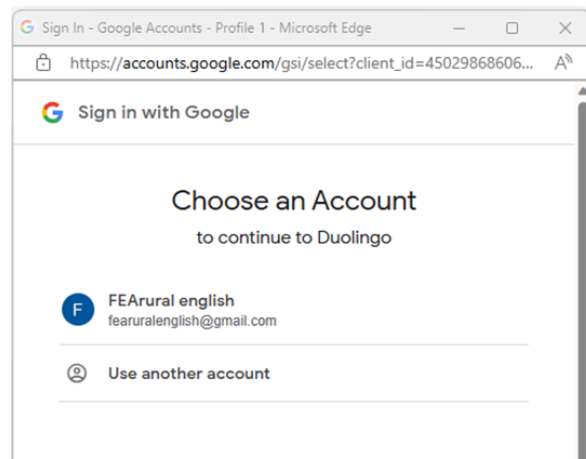
4. Click on 'हाँ जुड़े'. Read the 'name of the facilitator' and join the class.



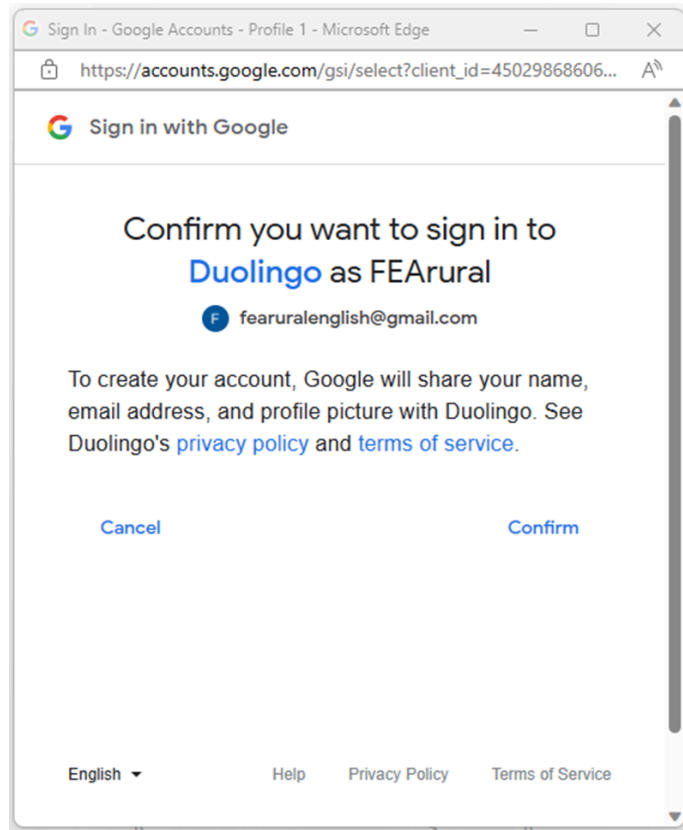
5. Click on 'Google'



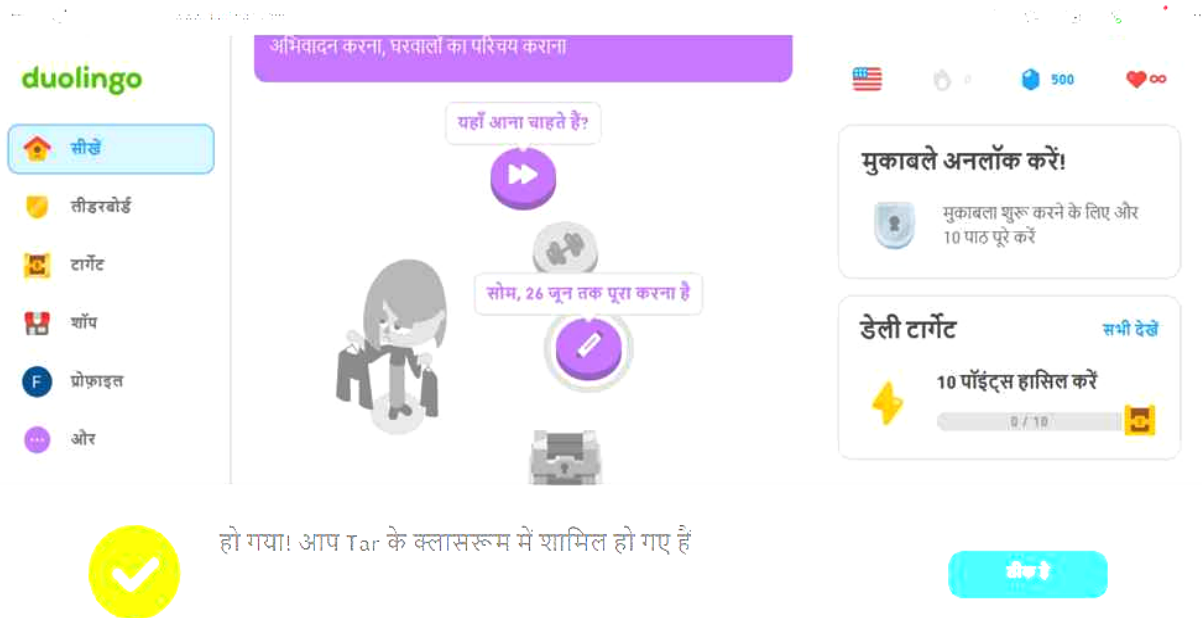
6. Click on 'use another account'. Write the email id and password that you just created.



7. Click on 'confirm'



8. Click on 'ठीक है'



Lesson 16: Let's Speak More

Part A: Write 3 sentences about the video and discuss it with another student.

1.

2.

3.

B. My Work



Student



Teacher



Driver



Cook



Factory worker



Domestic help



Businessperson



Housewife



Other

Lesson 17: Greetings

A. What can you say each time of day? Star the one that is NOT a way to say hello.


Good afternoon Good night Good morning Good evening



1. _____



2. _____



3. _____



4. _____

B. Read the dialogues. Practice using your own name.

Dialogue A

Person 1: Good afternoon. My name is Raj Singh.

Person 2: Nice to meet you, Mr. Singh. My name is Geeta Rao.

Person 1: Pleasure to meet you, Ms. Rao. How are you doing today?

Person 2: I'm fine, thank you. And you?

Person 1: I am doing well, thank you

Dialogue B

Person 1: Hi, I'm Raj.

Person 2: I'm Geeta. Nice to meet you.

Person 1: You too. How are you?

Person 2: Fine, thanks. You?

Person 1: I'm good.

Lesson 18 A: Being Polite

A. Polite Words and Phrases

Word/Phrase	Usage	Example
Please	When asking or requesting.	Please help me.
Thank you	When I get something.	Thank you for the gift. Thank you for the help.
You are welcome	When someone thanks me.	-
Sorry/Pardon me	When I make a mistake/sneeze/blow my nose/cough, etc.	Sorry, I came late.
Excuse me	When I need to get someone's attention.	Excuse me. I want to say something.

B1. Create a role play for one of the scenarios below:

1. Your grandmother gives you a watch for your birthday.
2. Your best friend **compliments** your new shoes.
3. You want someone to pass you the salt, which is at the far end of the table.
4. You **sneeze** in the middle of a conversation with your teacher.
5. You see your classmate trip and fall.
6. You accidentally **spill** someone's carton of milk.
7. You have to **squeeze** between two people having a conversation, in order to get to your locker.
8. Your mom helps you with your homework.
9. You have to **yawn** when you are listening to your friend tell you about a movie he watched the night before.
10. You accidentally step on someone's toe.

Lesson 18 B: Online Search

A. Scavenger Hunt.

Find as many answers as you can in the given time.

Find the:

1: Population of Delhi:

2: Number of tigers in the world:

3: Number of centuries by Virat Kohli:

4: First movie of Tiger Shroff:

5: Vice President of India:

6: Capital of Nagaland:

7: Current temperature in Goa:

8: Athlete with the most Cricket World Cup runs:

9: English word for दढ़ता:

10: Map of your village: (*show facilitator*)

Lesson 19: Intonation

A.

Voice Levels

0	Silence is Golden – Absolute silence. No one is talking.	When do you use this voice level?
1	Spy Talk – Whispering, only 1 person can hear you.	When do you use this voice level?
2	Low Flow – Small group work, only the group can hear you.	When do you use this voice level?
3	Formal Normal – Normal conversation voice.	When do you use this voice level?
4	Loud Crowd – Presenting voice. Everyone can hear you.	When do you use this voice level?
5	Out of Control – Playground voice, never used inside.	When do you use this voice level?

B. Underline the stressed word in each of the following sentences:

1. My brother studies in Vidya Mandir. (focus on the person)
2. My brother studies in Vidya Mandir. (focus on your relationship)
3. My brother studies in Vidya Mandir. (focus on place)
4. My brother studies in Vidya Mandir. (focus on work)


Did you know?

There are a lot of apps that you can download on your smartphone to continue learning English on your own. Some of these apps are paid and the ones given below are free:

Duolingo	Memrise
Lingua.ly	LearnEnglish Grammar
Johnny Grammar's Word Challenge	SpeakingPal English Tutor
MyWordBook 2	Phrasalstein

Lesson 20: Introducing Yourself

A: Draw Harpreet



Part B

In this example, Piyush and Ramesh are meeting for the first time at an event. After greeting each other, they begin by asking simple personal questions. Working with a classmate, take turns practicing this role-play.

Piyush: Hello.

Ramesh: Hi!

Piyush: My name is Piyush. What's your name?

Ramesh: My name is Ramesh. Nice to meet you.

Piyush: Nice to meet you too. This is a great party!

Ramesh: Yes, it is. Where are you from?

Piyush: I'm from Varanasi. Where are you from?

Ramesh: I am from Rajasthan

Piyush: Rajasthan is a beautiful place.

Ramesh: Thank you. It is a wonderful place.

Formal conversation:

You meet a college professor in a bookstore.

Karim: Good evening sir, my name is Karim. I study in Govind Public college

Professor- Good evening Karim. How are you?

Karim- I am happy to meet you.

Professor-What stream have you taken?

Karim- I have taken arts.

Professor- Great. Good luck with your studies.

Karim- Nice to meet you sir.

Professor- Nice to meet you too.

Part C- Prepare your presentation with your partner

Formal:

You meet your new manager at your office for the first time. Introduce yourself.

Partner A- Manager

Partner B- Employee

Informal:

You meet your uncle in a family function

Partner A- You

Partner B- Uncle

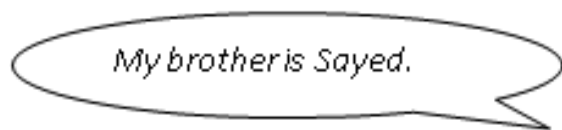
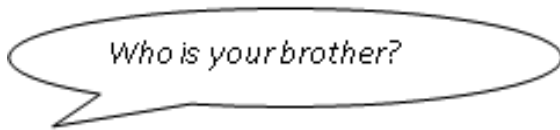
Lesson 21: Family

A. Vocabulary:

Mother father brother sister grandfather grandmother aunt
uncle cousin nephew Niece Great Grandfather

B. Discuss your family with a partner. Use the sentences below for help if needed.

Example:



1. Who is your _____?

My _____ is _____.

2. Who is your _____?

My _____ is _____.

3. Who is your _____?

My _____ is _____.

4. _____?

5. _____?

Lesson 22: It's Good to Talk

Part A- After looking closely at the image think about these three questions and discuss with your partner:

1. What do you think the relationship might be between the small boy studying and the old woman in the jungle?
2. How do you imagine the boy got access to a laptop in such a village?
3. Think about the lifestyle of the people living in that wooden house?



Part B- Rules:

- **Pair Up:** Divide the players into pairs.
- **Interview Questions in SAB Part B:** Each pair will take turns interviewing each other. One person will play the role of the interviewer, and the other will be the interviewee.
- **Using "Who" Questions:** The interviewer's task is to ask the interviewee questions starting with "Who." Encourage questions that delve into personal preferences, experiences, or opinions about different people.
- **Record Responses:** The interviewee responds to each question with as much detail as possible.
- **Switch Roles:** After a set time or a certain number of questions, switch roles so both players have a chance to practice asking and answering questions.

1. Who is your favorite actor?
2. Who is the Prime Minister of India?
3. Who is your best friend?
4. Who is your class teacher?
5. Who is your brother?
6. Who is stronger, Blue whale or Elephant?
7. Who is faster, Deer or Lion?
8. Who is the smartest actor?

Part C- Choose a topic:

Prepare for 15 minutes. Write down three to five sentences to speak before the class

Topics:

1. Who is your favorite singer? Why?
2. Who is your role model? Why?
3. Who gave you a memorable gift?
4. What was that gift?

Write your sentences here:

Your Topic:

Sample: Who is my favorite singer?

Hi, I am Ali and my topic is “ Who is my favorite singer”? I like many singers like Sonu Nigam, Udit Narayan, Kumar Sanu, Lata Mangeshkar, but my favorite singer is Arijit Singh. I like his voice. My favorite song is Bandeya re Bandeya. I watch his youtube videos. His stage performances are awesome. Thank you for your time.

Sample: Who is your role model?

Hi, I am Neha and my topic is “ Who is your role model?. Neeraj Chopra is my role model. He won a gold medal in olympics. Everyone is proud of him. He is hardworking and honest. He speaks politely and respects everyone. I want to be like him. Thank you for your time.

Sample: Who gave you a memorable gift? What was that gift?

Hi, I am Jiten and my topic is “Who gave you a memorable gift? What was that gift? My father gave me a red watch on my birthday. I was so happy. It was a titan watch. It had a red leather belt and red glasses. It was a really beautiful watch. I love that watch. I use it during my exams. Thank you for your time.

Part D:

Students work in pairs. Student 1 types odd number sentences and student 2 types the even number sentences.

1. *Hema went to a shop.*
2. *Tajinder was late for the bus.*
3. *The car ran a red light.*
4. *I bought a new computer.*
5. *We went to the cinema.*
6. *Maria bought a new dog.*
7. *The bus was late.*
8. *We played football.*
9. *She often reads books.*
10. *They walked to the park.*

Lesson 23: Introducing Others

Part A

Group 1 - Introduction scenario of Me, My father and My boss. Within the group, one student plays himself/herself, while the other two play the role of father and boss. Each group presents to the class.

Group 2 - A new employee, his office friend (colleague) and the manager.

Group 3 - A doctor, patient, helper

Group 4 - A grandfather, a guest at your house and you.

Group 5- Father, son and principal

Part B- Students work in pairs. Student 1 types odd number sentences and student 2 types the even number sentences.

1. The dogs belong to them.
2. We borrowed her car.
3. I have not failed.
4. She is a mechanical engineer.
5. I will take it from you.
6. My father wouldn't let us buy a new computer.
7. They are the smartest kids here.
8. We don't have a house.
9. I have got a sister.
10. I lost my wallet last week.
11. Today we will come.
12. I will help you.
13. No one attended the parent meeting.
14. I don't take the trash out.
15. Some people won't eat spicy foods.
16. I can run faster than him.
17. I'm not sure about the universe.
18. I lost my watch yesterday.
19. She likes to paint by herself.
20. We went fishing after school.

Lesson 24: Hobbies and Pastimes

A. 1. HOBBY OR PASTIME?



Read



Listen to music



Play music



Sing



Dance



Travel



Watch TV



Cook



Play



Cycle



Talk



Walk

□

2. EXERCISE

I like to _____.

I do not like to _____.

My _____ likes to _____.
(family member)

My _____ does not like to _____.
(family member)

B. 1. READ THE PASSAGE AND ANSWER THE QUESTIONS:

Tara and her friends plan to do something together in the evening when they are free. They cannot decide.

Tara likes to sing, but she hates football. All her friends like to watch movies, but Jamal does not like table tennis very much. Her friend Raju likes watching football on television, but he also likes to sing and play badminton. Her friend, Leena, prefers to play table tennis, but is happy to do other things as well.


Read and tick the correct box:

	True	False	Don't Know
1. Jamal likes to play table tennis.			
2. Both Tara and Raju like to sing.			
3. Everyone likes to play football.			
4. Leena likes to sing.			
5. Everyone likes to watch movies.			

C. Survey Questionnaire

Do you like to....?	Tally	Can you....?	Tally
make paintings?		paint?	
1.			
2.			
3.			
4.			
5.			

Make your graph here:



Lesson 25: Food and Drinks

A1. Food in different countries

Japan



Photo credit: Karins / Shutterstock.com

England



Photo credit: Shaiith / Shutterstock.com

Spain



Photo credit: Etorres / Shutterstock.com

El Salvador



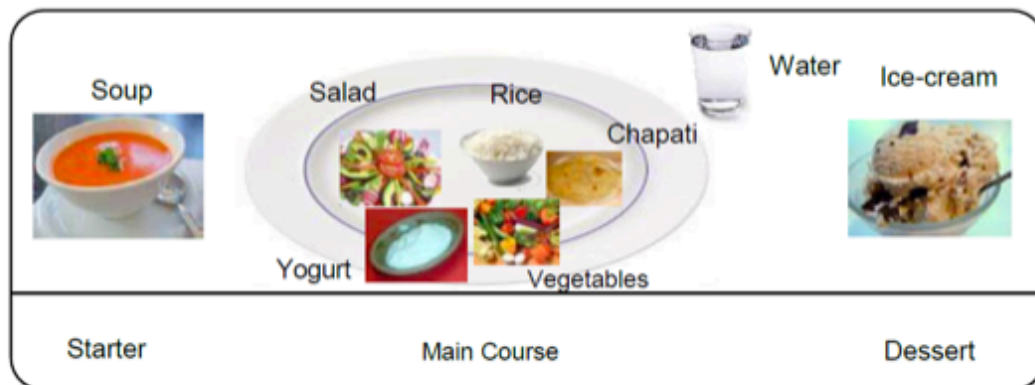
Photo credit: Darqdesign / Shutterstock.com

A2. Different meals of the day

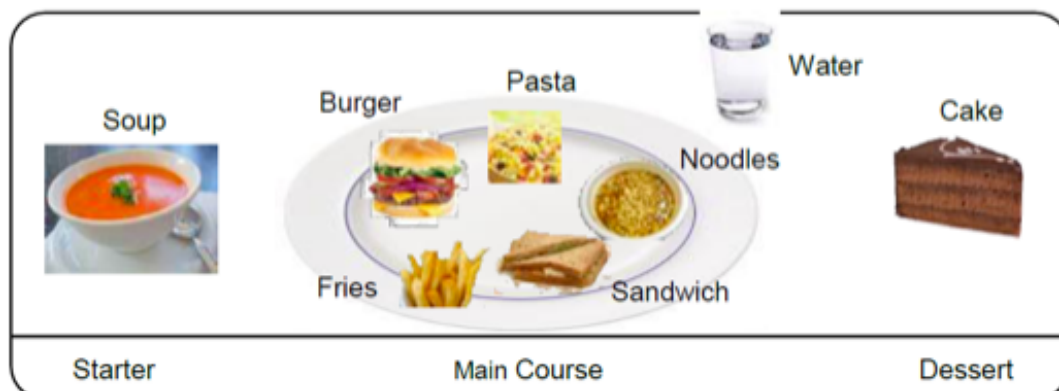
A.1. BREAKFAST



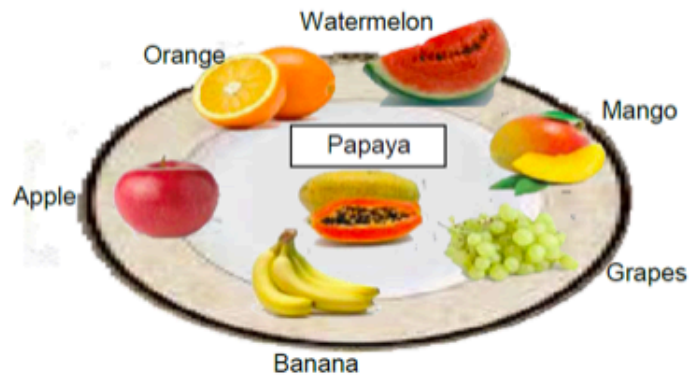
2. LUNCH



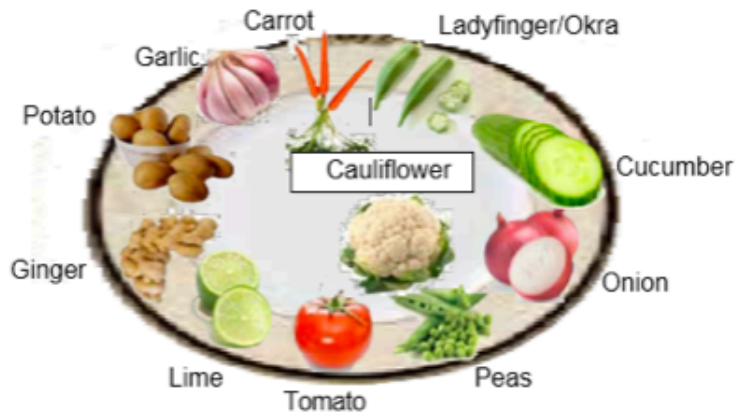
3. DINNER



B. FRUITS



VEGETABLES



C:

1. FILL IN THE BLANKS:

a. I like _____ and _____.
(fruit) (vegetable)

b. I _____ like _____ and _____.
(don't/doesn't/didn't) (fruit) (vegetable)

c. My friend likes _____ and _____.
(fruit) (vegetable)

d. He/she _____ like _____ and _____.
(don't/doesn't/didn't) (fruit) (vegetable)

D. TALLY

QUESTION	Answer 1	Answer 2	Answer 3	Answer 4	Answer 5
What do you like to eat for breakfast? (Example)	Bread 	Porridge 	Idli 	Roti 	Nothing
What do you like to eat for breakfast?					
What do you like to eat for lunch?					
What do you like to eat for dinner?					
What is your favourite snack?					

1		6	
2		7	
3		8	
4		9	
5		10	

Which is the most popular breakfast food? _____

Which is the most popular snack? _____


Lesson 26: he is, she is

Write five of your family members, then write a sentence about each of them using **He is** or **She is**.

Family Member	Description (He is _____ or She is _____.)
<i>Example: Sister</i>	<i>She is very smart.</i>
	_____ is _____
	_____ is _____
	_____ is _____

Lesson 27: Consolidation

Draw and describe them. Use "He is" or "She is."



Title: _____

First Name:

Last Name:

Profession:

Describe:


Lesson 28: Can and Can't

A. Polite Words and Phrases:

Word/Phrase	Usage	Example
Please.	When asking or requesting.	Please help me.
Thank you.	When I get something.	Thank you for the gift. Thank you for the help.
You are welcome.	When someone thanks me.	-
Sorry/Pardon me.	When I make a mistake/sneeze/ blow my nose/cough, etc.	Sorry I came late.
Excuse me.	When I need to get someone's attention.	Excuse me, I want to say something.

CAN/CAN'T I/YOU/HE/SHE/IT/....?

Can't = Cannot



B. I/You/He/She/It/Can/Can't....

I can...

I can't...

My partner can.....

My partner can't.....

Creating a Positive Classroom

Scenario 1:

सिनेरियो 1:

A student is nervous to speak English in class. One day, they raise their hand, excited to share. They want to say "I like potatoes" but they make a mistake and say "I am a potato."

एक छात्र कक्षा में अंग्रेजी बोलने से घबराता है। एक दिन, वह अपना हाथ उठाता है, शेयर करने के लिए उत्साहित है। वे कहना चाहते हैं "I like potatoes" लेकिन वे एक गलती करता है और कहता है "I am a potato."

Group 1: What would a Fire Fighter say or do?

ग्रुप 1: फायर फाइटर क्या कहेगा या करेगा?

Group 2: What would a Fire Lighter say or do?

ग्रुप 2: फायर लाइटर क्या कहेगा या करेगा?

Scenario 2:

सिनेरियो 2:

A student shares their career goal, but to you it seems very unrealistic. They say they want to be the next Prime Minister or a top Bollywood star.

एक छात्र अपने करियर गोल को शेयर करता है, लेकिन आपको यह बहुत अवास्तविक लगता है। उनका कहना है कि वे अगले प्रधानमंत्री या बॉलीवुड सुपर स्टार बनना चाहते हैं।

Group 3: What would a Fire Fighter say or do?

ग्रुप 3: फायर फाइटर क्या कहेगा या करेगा?

Group 4: What would a Fire Lighter say or do?

समूह 4: फायर लाइटर क्या कहेगा या करेगा?

Lesson 29: May, Must, Might

A. PARTNER TALK:

1. How would Emmanuel be feeling on stage?

2. What would Emmanuel say if he found his birth mother?

3. If you could, would you change places with Emmanuel? Why?

Share with the class, beginning your sentence with:

1. "My partner said that Emmanuel would be feeling _____"
2. "My partner said that Emmanuel would say _____"
3. "My partner said that he _____ like to change place with Emmanuel because _____"

B. 1. MAY I ... ?

Me: May I come in, _____? (polite word)

Teacher: Yes, come in.

May I _____? (go _____)

May I _____? (take _____)

May I _____?

2. EXCUSE ME...MAY I...?

The diagram illustrates two scenarios of a student asking for attention or permission from a teacher. In the first scenario, the student uses the phrase 'Excuse me' followed by a blank for a title, and the teacher responds with 'Yes' followed by a blank for a name. In the second scenario, the student asks 'May I ask a question' followed by a blank, and the teacher responds with 'Yes, you may.'

Student	Teacher
Excuse me, _____.	Yes, _____.
May I _____?	You may _____.
Excuse me, _____.	Yes, _____.
May Ravi _____?	No he may not. He has not finished his work.
Excuse me, _____.	Yes, _____.
May we _____?	You may _____.

Part C















1. Sarah _____ come to the party tonight.
2. It _____ rain tomorrow.
3. I _____ finish my homework before dinner.
4. He _____ be at the library because his backpack is there.
5. The sun _____ set in the west.
6. We _____ go to the beach if it's sunny.
7. They _____ be in the garden; their toys are there.
8. The cake _____ be ready by now.
9. You _____ want to check your bag for the keys.
10. The dog _____ want to play fetch.

Part D

- Pair 1 and 2: Research and present the information about the coldest village “Oymyakon’
- Pair 3 and 4: Explore and share information about the cleanest village of Asia.
- Pair 5 and 6: Identify the best place to visit in Kerala. Share your findings in 6-7 sentences.
- Pair 7 and 8: Find more information about the book “Wings of Fire”
- Pair 9 and 10: Gather information about Mountain man of India.

Lesson 30: Seasons and Weather

A.1. Match column A, B, C and D:

Season	Weather	Feeling	Clothing
Winter	 Sunny	 Wet	 Jacket
Summer	 Foggy	 Hot	 Raincoat
Autumn	 Blooming	 Pleasant	 Sweater
Spring	 Falling leaves	 Cold	 Shorts
Monsoon	 Rainy	 Cool	

A.2. Complete the sentences about the weather/season:

1. It is _____.
2. It may _____.
3. It might _____.
4. It must _____.


B.1. Presentation- My Favorite Season:

My favourite season is _____. In _____ (season), when it is _____ (weather), I like to eat _____. I do not like _____ (season) because I cannot _____. My friend, _____ (name), likes _____ (season) and does not like _____ (season).

B.2. Data collection on your favourite season:

Spring	Summer	Autumn	Winter









MAKE YOUR GRAPH HERE:



Lesson 31: I am + Emotions

A. Choose emotions from the box below to complete the sentences. You can write or just practice saying the sentences with a friend.

वाक्यों को पूरा करने के लिए नीचे दिए गए बॉक्स से भावनाओं को चुनें। आप किसी मित्र के साथ वाक्यों को लिख सकते हैं या बोलने का अभ्यास कर सकते हैं।

			
angry	excited	sad	nervous
			
tired	surprised	proud	other? _____

Example: I am *excited* when I see my friend.

उदाहरण: मैं एक्साइटेड होता हूँ जब मैं अपने दोस्त को देखता हूँ।

1. I am _____ when _____.
मैं _____ होता हूँ जब _____.
2. I am _____ when _____.
मैं _____ होता हूँ जब _____.
3. I am _____ when _____.
मैं _____ होता हूँ जब _____.
4. I am _____ when _____.
मैं _____ होता हूँ जब _____.

B. Answer the question below and draw the emotion.

नीचे दिए गए प्रश्न का उत्तर दें और अपनी भावना को चित्रित करें।

How are you feeling today?

Lesson 31: Growth Mindset

A. Read the scenarios and discuss the questions.

सिनेरियोज़ को पढ़ें और प्रश्नों पर चर्चा करें।

1. Priya went to school to become a nurse. She studied, but the course was difficult. She failed the exam to become a nurse.

प्रिया नर्स बनने स्कूल गई थी। उसने पढ़ाई की, लेकिन कोर्स कठिन था। वह नर्स बनने की परीक्षा में फेल हो गई थी।

- What would be a fixed mindset response Priya could have?
प्रिया का एक फिक्स्ड मिंडसेट रिस्पॉन्स क्या हो सकता है?
- What would be a growth mindset response Priya could have?
प्रिया का एक ग्रोथ मिंडसेट रिस्पॉन्स क्या हो सकता है?
- Which do you think would be more helpful for Priya?
आपको क्या लगता है कि प्रिया के लिए कौन सा रिस्पॉन्स अधिक सहायक होगा?

2. Ravi wants to start a juice stand. He buys a blender and cups and some fresh fruit. To make his juice stand different from others, he mixes flavors together. His first three customers buy mixed juice from his stand. They spit it out because the flavor is terrible.

रवि जूस स्टैंड शुरू करना चाहता है। वह एक ब्लेंडर, कप और कुछ ताजे फल खरीदता है। अपने जूस को दूसरों से अलग बनाने के लिए वह फलेवर मिलाता है। उसके पहले तीन ग्राहक उसके स्टैंड से मिक्स जूस खरीदते हैं। वे इसे थूक देते हैं क्योंकि स्वाद भयानक होता है।

- What would be a fixed mindset response Ravi could have?
रवि का एक फिक्स्ड मिंडसेट रिस्पॉन्स क्या हो सकता है?
- What would be a growth mindset response Ravi could have?
रवि का एक ग्रोथ मिंडसेट रिस्पॉन्स क्या हो सकता है?
- Which do you think would be more helpful for Ravi?
आपको क्या लगता है कि रवि के लिए कौन सा रिस्पॉन्स अधिक सहायक होगा?

B. Practice thinking growth mindset thoughts!

फिक्स्ड माइंडसेट विचारों को सोचने अभ्यास करना

Write down one growth mindset thought to remember when you face something challenging:

जब आप किसी चुनौती का सामना करते हैं तो याद रखने के लिए एक ग्रोथ माइंडसेट थॉट लिखें:

Lesson 32: Digital Learning: Gmail Practice

Tasks:

कार्य:

- Log into your Gmail account
अपने जीमेल अकाउंट में लॉग इन करें
- Compose an email with at least four sentences about yourself.
अपने बारे में कम से कम चार वाक्यों के साथ एक ईमेल लिखें।
- Send that email to three classmates.
वह ईमेल तीन सहपाठियों को भेजें।

Bonus Tasks:

बोनस कार्य:

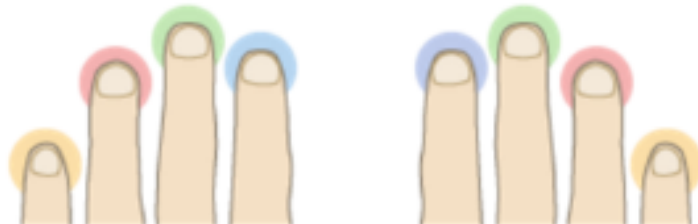
- Include bold and underlined words in your email.
पने ईमेल में बोल्ड और रेखांकित शब्द शामिल करें।
- Take a photo of yourself, or attach any other document on the laptop and include it as an email attachment.
अपना एक फोटो लें और इसे ईमेल अटैचमेंट के रूप में शामिल करें।

Lesson 33A: English - Do and Does

A. Complete the following using 'Do' and 'Does':

1. _____ you have a pen?
2. _____ he have a brother?
3. _____ Ravi dance on stage?
4. _____ they know me?
5. _____ we have a holiday tomorrow?
6. _____ I clean the bathroom?
7. _____ they play in the garden?
8. _____ he read books?
9. _____ you speak English or French?
10. _____ it bark?

Lesson 33B: Typing Home Row



Lesson 34: Stepping out of your Comfort Zone

अपने कम्फर्ट जोन से बाहर निकलना

Scenario 1: Daniel is very skilled at painting, but he is too shy to show his art to anyone because they might criticize him.

सिनेरियो 1: डैनियल पेंटिंग में बहुत कुशल है, लेकिन वह किसी को भी अपनी कला दिखाने से कतराता है क्योंकि वे उसकी आलोचना कर सकते हैं

1. What can Daniel do to help him step out of his comfort zone?

अपने कम्फर्ट जोन से बाहर निकलने में डैनियल अपनी मदद करने के लिए क्या कर सकता है?

2. How could Daniel benefit from stepping out of his comfort zone to show his artwork?

अपनी कलाकृति दिखाने के लिए अपने कम्फर्ट जोन से बाहर निकलने से डैनियल को क्या फायदा हो सकता है?

Scenario 2: Pinki wants to apply to AIIMS University. Her family supports this decision, but she is nervous about living in the city away from her family.

सिनेरियो 2: पिंकी एम्स यूनिवर्सिटी में आवेदन करना चाहती है। उसका परिवार इस फैसले का समर्थन करता है, लेकिन वह अपने परिवार से दूर शहर में रहने से घबराती है।

1. What can Pinki do to help her step out of her comfort zone?

अपने कम्फर्ट जोन से बाहर निकलने में पिंकी अपनी मदद कैसे कर सकती है?

2. How could Pinki benefit from stepping out of her comfort zone to attend university in the city?

पिंकी को शहर में विश्वविद्यालय में भाग लेने के लिए अपने कम्फर्ट जोन से बाहर निकलने से कैसे फायदा हो सकता है?

Practice stepping out of your comfort zone! Make a commitment to one way you will step out of your comfort zone this week. Choose one of the examples below or create your own.

अपने कम्फर्ट जोन से बाहर निकलने का अभ्यास करें! इस सप्ताह आप अपने कम्फर्ट जोन से बाहर निकलने के लिए एक तरह की कमिटमेंट करें। नीचे दिए गए उदाहरणों में से कोई एक चुनें या अपना खुद का बनाएं।

Examples:

उदाहरण:

- Speaking out in class at least once each day.
प्रतिदिन कम से कम एक बार कक्षा में बोलना।
- Choosing a partner or group I have not worked with before.
ऐसा पार्टनर या ग्रुप चुनना जिसके साथ आपने पहले काम नहीं किया हो।
- Volunteering for an activity.
एक एक्टिविटी के लिए वालंटियर करना।

My Commitment

मेरी कमिटमेंट

This week, I will step out of my comfort zone by

इस हफ्ते, मैं अपने कम्फर्ट जोन से बाहर निकलूंगा

Lesson 35 A: Favorite Things

A. Write 2 sentences about your favourite:

Food

Drink

Season

Clothing

Color

B. Note the responses of your classmate here:

Favorite	My Tally	Class Tally
Food 1. 2. 3. 4. 5.		
Drink 1. 2. 3. 4. 5.		

Season 1. 2. 3. 4. 5.		
Clothing 1. 2. 3. 4. 5.		

Favorite	My Tally	Class Tally
Color 1. 2. 3. 4. 5.		

Lesson 35 B: Sentence Structure

A. Capitalization:

Use capitalization for:

I	Do I have to go?
Initials	My father's name is R.S. Sharma.
First letter of a name.	My name is Rahul Sharma. Today is Monday. I live in Delhi.
First letter of first word in a sentence.	The food is hot.

1. Proofread:

Capitalize and rewrite the sentences:

i. my new friend is alok

ii. rohit was born in january

iii. you will go to london in july

B. Ending of sentence:

1. Proofread: End the sentence with:

. (full stop) if it is a statement

Example: I like to eat.

? (question mark) if it is a question.

Example: What is your name?

End with. or ?

i. What is the time _____

ii. He is my brother _____

iii. May I have a biscuit, please _____

iv. You are singing _____

v. What is your question _____

C. Proofread the passage and make corrections to it:

rahul and priya traveled to jaipur they explored the amer fort walked through the bustling markets and ate delicious street food they joyed by the vibrant culture have you visited jaipur it's a city full of history and colors


Lesson 36 A: Asking Questions-1

A.1. Exercise

Write the correct question word at the beginning and punctuation mark at the end:

How	Who	Where	Do	What	When	Why
_____	_____	_____	_____	_____	_____	_____
_____	_____	_____	_____	_____	_____	_____
_____	_____	_____	_____	_____	_____	_____
_____	_____	_____	_____	_____	_____	_____
_____	_____	_____	_____	_____	_____	_____
_____	_____	_____	_____	_____	_____	_____
_____	_____	_____	_____	_____	_____	_____

2. If you were in the audience, what would you ask this person?

 <p>ANY QUESTIONS?</p>	<hr/> <hr/> <hr/> <hr/> <hr/>
--	-------------------------------

B. Proofread and correct these questions:

1. What your name?

2. Who your father?

3. He coming when to class?

4. Where he lives?

5. How he go to school?

Lesson 37: Teamwork Collaboration

Part A- Students work in pairs. Student 1 types odd number sentences and student 2 types the even number sentences.

1. I saw that horror movie on Netflix.
2. The children play together in the garden.
3. The boy wrote a sentence on the blackboard.
4. They play with those toys in their house.
5. Maira reads a novel every week.
6. I saw them coming to our new apartment.
7. We went to the cineplex yesterday.
8. We all went to the party last night.
9. They stay together at that critical time.
10. He plays with his friends in the yard.
11. We won't play together again.
12. I talked to my teacher about my final project.
13. We played an exciting game in the garden.
14. Mr. Williams stands near the window.
15. I got a letter from my best friend.

Write a new commitment to step out of their comfort zones this week.

Lesson 38: Asking Questions 2

A. Story:

Read the story:

Hello, I'm Lata. I'm 10 years old. I live with my dad and my sister in England. I'm going to tell you about my dad.

My dad's name is Paul. He's 46 years old. His hair is black and grey. His eyes are green. My dad gets up early in the morning and makes our breakfast. Sometimes, he takes me to school.

My dad is a teacher but he doesn't teach children. He teaches other people who work with him. He gets home at 5 'o' clock and my dad helps me with my homework. Sometimes, I help him cook our dinner.

In the evening we watch TV or read books. On Sundays, we go to the cinema, or to a concert. My dad loves music.

It is great living with my dad.

EXERCISE:

Prepare 5 questions about the story to ask your partner:

1. _____
2. _____
3. _____
4. _____
5. _____

B. Prepare questions for statements given below:

Statements	Questions
1. I like vanilla ice cream.	What is your favorite ice cream flavour?
2. Your shirt is in the cupboard.	
3. Radha shouted at me.	
4. The name of my school is Raj School.	
5. She will come home at 6 o' clock.	
6. I have 6 apples.	

Lesson 39: My House and Neighbourhood

A. PARTS OF A HOUSE



Exercise

Number the rooms in the picture above.

1. Bathroom	2. Bedroom	3. Dining room
4. Kitchen	5. Living room	

B. Match the word to the image:





Tap	Stove	Cupboard	Toilet
Fan	Door	Soap	Sink
Refrigerator	Window	Sofa	Gate


C. Compare




Lesson 40: You are, We are, They are

A. Fill in the chart with the following words.

you	we	it	I	they	he	you	she
-----	----	----	---	------	----	-----	-----





Source: freepik.com

Career Notes:

- Look for careers you have never heard of or never considered for yourself.
- उन करियर की तलाश करें जिनके बारे में आपने कभी नहीं सुना है या अपने लिए कभी विचार नहीं किया है।
- Write down at least three careers that match what you enjoy. For example, if you enjoy being active, you might write down a career in construction, agriculture, or at a gym.
- कम से कम तीन करियर लिखिए जो आपकी रुचियों से मेल खाते हों। उदाहरण के लिए, यदि आप एक्टिव रहना पसंद करते हैं, तो आप निर्माण, कृषि या जिम में अपना करियर लिख सकते हैं।

Lesson 41: English: Consolidation

A. Sentence Building.

Make four sentences with the words below.

Use *every* word once.

I	you	girl	men
is	am	are	are
studying	dancing	talking	waking up
the	the	not	not

1. _____

2. _____

3. _____

4. _____

B. Dialogue. Fill in the dialogue with “am” “are” or “is” followed by -ing verbs.

Person 1: Good morning. What are you doing?

Person 2: Right now I _____ . How about you?

Person 1: I am drinking tea and watching people in town.

Person 2: There are many people today!

Person 1: Yes. There is an auto driver. He _____

Person 2: Those children _____ in the park.

Person 1: That woman is my aunt. She _____

Person 2: What is that dog doing?

Person 1: The dog _____

Person 2: I see my friends over there. It looks like they _____

Lesson 42: Be A Top Editor

A. Use of 'AND'

To join similar statements

Examples:

Similar Sentences	Joined Sentences
I like mangoes. I like apples.	I like mangoes and apples.
I want a shirt. I also want a cap.	I want a shirt and a cap.
I study Math. I study English. I study Hindi.	I study Math, English and Hindi.

Exercise:

Similar Sentences	Joined Sentences
Amit likes to dance. Anu likes to dance.	
I had potatoes for lunch. I had potatoes for dinner.	
It was dark. It was cloudy. It was cold.	

B. Use of 'BUT'

To join statements with opposite ideas.

Examples:

Dissimilar Ideas	Joined Sentences
I like mangoes. I don't like apples.	I like mangoes, but I don't like apples.
He got a shirt. He did not pay for it.	He got a shirt, but he did not pay for it.
I study math everyday. I don't like Math.	I study math everyday, but I don't like it.

Exercise:

Dissimilar Ideas	Joined Sentences
Amit likes to dance. Anu does not like to dance.	
I asked for tea. I did not get tea.	
The TV is on. We are not watching it.	

C. Top Editor

1. Proofread the passage using correction marks given below:

if a person never makes a mistake he is probibly not living much. Why because mistakes sometimes teach us more than anything else in life if we were perfect nothing would make us happy or saad You can only learn from a Mistake after you admit you have made it and not blame other people when you make a mistake the only person to blame is you Making mistackes is not failing but starting again and Pnding something new to be Successful

Correction marks

Error	Mark
Spelling	sp
Capitalization	c
Punctuation	p

Time taken	Mistakes found

2. Rewrite the passage correctly:

How does it feel now that you can punctuate and proofread to find your own mistakes?

Lesson 44: Typing




- What do you notice about the way the man on the right is sitting?
- What is one thing you can improve about your own typing posture?

Lesson 45- Bullying

How do you want to be remembered?

HITLER	GANDHI
	
	
German Dictator	Indian Freedom Fighter
<p>Actions - Led his country to invade other countries and bullied Jewish people and other small groups.</p>	<p>Actions - Led people first in South Africa, then in India to fight for their rights against foreign rule and bullying.</p>
<p>Philosophy - His kind of people are better and should rule over other people</p>	<p>Philosophy - Said everyone is equal and should be respected equally.</p>
<p>Legacy - Attacked Poland and many other countries, caused a lot of pain and suffering, killed over 60,00,000 Jews.</p>	<p>Legacy - Won Indian independence through non-violence, kept peace between religions, remembered as the Father of India.</p>

Look at the following image.
Discuss in groups of 4 what it means and how it's connected to our lesson.
Do you think it's true?



Lesson 46: English: Like/don't like

A. Conversation Practice

Choose one of the following topics to discuss with a partner in English:

sports books music film cooking

Use the sentence frames below to guide your conversation.

Do you like *sports/books/music/film/cooking*?

- Yes, I like _____.

- No, I don't like _____.

What kind of *sports/books/music/film/cooking* do you like?

- I like _____.

Why *do you/don't you* like it?

- I like it because _____.

- I don't like it because _____.

Lesson 47: Youtube Search 2

A. Exploring channels. As you explore the channel, write or discuss the answers to the questions below.

Channel: _____

- What are the videos on this channel about?
- What are some of the playlist topics?
- Does it have videos that are useful to you? Why or why not?

B. Find your own. Choose a topic and find a channel with useful videos on the topic.

Topics: (choose 1)

_____ English learning

_____ Digital skills

_____ Motivational stories

_____ Career talks

_____ Exam preparation

_____ Job-related skills

Channel: _____

Lesson 48: Have, Has

A. Read the sentences out loud.

<u>I</u> have a sister.	I don't have a brother.	<u>He</u> has two brothers.	<u>He</u> doesn't have a cousin.
<u>You</u> have a pencil.	<u>You</u> don't have paper.	<u>She</u> has a notebook.	<u>She</u> doesn't have an eraser.
<u>We</u> have a brown house.	<u>We</u> don't have a blue house.	<u>It</u> has a battery.	<u>It</u> doesn't have a power cord.
<u>They</u> have long hair.	<u>They</u> don't have short hair.		

B. Write your rules.

Based on the sentences above, what are the rules for making sentences with have and has?

--

C. Practice. Fill in the blanks with *have* or *has* based on your rules.

1. He _____ (*have/has*) a green shirt.
2. I _____ (*have/has*) a two-wheeler.
3. We _____ (*have/has*) a new teacher.
4. The girl doesn't _____ (*have/has*) a younger sister.
5. You don't _____ (*have/has*) brothers.
6. The school _____ (*have/has*) computers.
7. Gowri _____ (*have/has*) many books.
8. I don't _____ (*have/has*) a cat.
9. Rajini and I _____ (*have/has*) curly hair.
10. David and Samuel _____ (*have/has*) brown eye

D. Your turn!

Practice making your own sentences using 'have' and 'has' and saying them out loud with your group. You should use all of these at least once: *have, don't have, has, doesn't have*

Lesson 49A: Tell me about Yourself

A. Scenarios

Job Interview:

- Student A is the job applicant, and Student B is the interviewer.
- Student A needs to introduce themselves and provide a brief overview of their qualifications and experience, focusing on relevance to the job position.

Networking Event:

- Student A is attending a business networking event, and Student B is a potential client or business partner.
- Student A must initiate a conversation, introduce themselves, and express their interest in a possible collaboration or partnership.

First Day of a New Class:

- Student A is a new student in a class or educational setting, and Student B is a fellow student or the teacher.
- Student A needs to introduce themselves to the class, sharing their name, a fun fact, and their motivation for taking the class.

Social Gathering:

- Student A is attending a casual social gathering, and Student B is a new acquaintance.
- Student A must engage in small talk, introduce themselves, and find common interests with Student B.

Conference Presentation:

- Student A is a speaker at a conference, and Student B is a member of the audience.
- Student A needs to introduce themselves before starting their presentation, highlighting their expertise and the purpose of their talk.

Elevator Pitch:

- Student A and Student B are both professionals attending a conference. They meet in an elevator, and Student A has just a short ride to make an impression.
- Student A must deliver a concise and engaging self-introduction to Student B before the elevator ride ends.

Community Event:

- Student A is attending a local community event, and Student B is a neighbor or community member.
- Student A must introduce themselves and briefly share their involvement in the community or a relevant project.

Speed Dating:

- Student A and Student B are participants in a speed dating event.
- Student A has a limited time to introduce themselves and make a positive impression on Student B.

Mentorship Meeting:

- Student A is seeking mentorship in their field, and Student B is an experienced mentor.
- Student A needs to introduce themselves, explain their career goals, and express their interest in receiving mentorship.

Professional Conference:

- Student A and Student B are both professionals at a large conference.
- Student A must introduce themselves and initiate a conversation about a common interest or industry topic.

Lesson 49 B : Career Exploration

Job:	What does someone in this job do?	What skills or qualifications are required?	Why would someone choose this job?

Lesson 50: This, that, these, those

A. Poster Discussion

Rs.53,00,000

240 classes

Rs.53,00,000

divided by 240

**= Rs. 22,083 Loss
per class missed**

B. 'This' and 'That' are used to point out objects, places and people

This (ONE-Near)	That (ONE - FAR)	These (Many-Near)	Those (Many- Far)
Use 'this' for a single object/person/place near the speaker.	Use 'that' for a single object/person/place away from the speaker.	Use 'these' for more than one object/person/place near the speaker.	Use 'those' for more than one object/person/place away from the speaker.
Examples:	Examples:	Examples:	Examples:
This is my book.	That star is very bright.	These are my books.	Those stars are very bright.

C. Fill the blank with the correct word

1. Please bring _____ fan close to me.
2. _____ place on the map is nearby.
3. Of all the kites in the sky, I like _____ one.
4. _____ was a wonderful holiday we had last year.
5. Please bring _____ boys from the next room to my class.
6. _____ places in the movie were splendid.
7. Of all the books in front of me, I like _____ two.
8. _____ are difficult days for me as I have my board exams.

Lesson 51: Thank You Cards

A. Think about your parents or another important adult in your family. Answer the questions in the chart below.

अपने माता-पिता या अपने परिवार के किसी अन्य महत्वपूर्ण वयस्क के बारे में सोचें। नीचे दिए गए चार्ट में प्रश्नों के उत्तर दें।





























<ul style="list-style-type: none">• (What have your parents done to make your life better?) (आपके माता-पिता ने आपके जीवन को बेहतर बनाने के लिए क्या किया है?)	<ul style="list-style-type: none">• (What have you learned from your parents?) (आपने अपने माता-पिता से क्या सीखा है?)
<ul style="list-style-type: none">• (What is one way you know your parents care about you?) (एक तरीका क्या है जिससे आप जान सकते हैं कि आपके माता-पिता आपकी परवाह करते हैं?)	<ul style="list-style-type: none">• (What do you admire about your parents?) (आप अपने माता-पिता के बारे में क्या प्रशंसा करते हैं?)

B. Make thank you cards for your parents. Include at least one specific reason you are thankful for them (use the chart above for guidance).

अपने माता-पिता के लिए थैंक यू कार्ड बनाएं। कम से कम एक विशिष्ट कारण शामिल करें कि आप उनके लिए आभारी हैं (मार्गदर्शन के लिए ऊपर दिए गए चार्ट का उपयोग करें)।

Lesson 53: Actions and Places

A. Actions

			
Read	Cook	Play	Talk
			
Sing	Dance	Walk	Eat
			
Pick	Take	Give	Laugh
			
Drink	Clean	Close	Open
			
Sleep	Bathe	Teach	Work
			
Jump	Run	Sit	Stand
			
Come	Go	Write	Think

B. Actions and Places

1. Complete the following:

My _____

(family member)

in _____




My _____ in _____.

(family member) (place)



My _____ in _____.

(family member) (action)



My _____ in _____.

(family member) (place)



My _____ in _____.

(family member) (action)



2. Read the article with a partner:

Most people have not realized the value of public property. Misusing public property has become common.

Some people do not turn off the taps after use and waste a large quantity of water. Public libraries are set up by the government for the benefit of people. Some people, including some school children, are in the habit of tearing off and removing pages from library books. Sometimes, people scribble filthy words on public walls or cut the seat covers while traveling in public buses. Some people scatter bits of papers and wrappers in the public parks.

Cubicles are set up at bus stops by the transport authorities to provide shelter to the passengers. But some people spoil these cubicles by pasting advertisements on their walls.

Maintaining the public property is the duty and responsibility of every citizen.

Lesson 54 A: English Consolidation

A. Picture discussion. Choose one picture to discuss with your group.

- *Who are they?*
- *What do they have?*
- *What are they doing?*
- *How are they feeling? Why?*



B. Describe your school experience.

If needed, use the sentence frames below.

What is your school's name?

My school's name is _____.

What does your classroom have?

My classroom has _____.

What teacher do you like?

I like _____ because

What subjects do you like?

_____.

Lesson 54 B: Career Exploration 3

A. Career Field Search Challenge.

Try to find jobs in at least 3 of the career fields below that are *not* the jobs listed.

Career Field	...but not...	Career
Medicine	<i>doctor nurse</i>	
Fashion and Arts	<i>beautician</i>	
ITI	<i>electrician computer operator</i>	
Social Work and Education	<i>school teacher</i>	
Social Work and Education	<i>soldier IAS officer police officer</i>	

Lesson 56 : Animals & Nature

A. Categories Game

List up to two animals that...

...live in the ocean:	...live in the desert:	...live in the jungle:
...have wings:	...have a tail:	...have horns or antlers

...lay eggs:	...eat seeds:	...eat fish:
...are green:	...are black and white:	...are brown:

B. Role Play

Animal:

Why would it be a good pet?	Why would it be a bad pet?
-----------------------------	----------------------------

Lesson 57: Telephonic Conversation

A. MAKING CALLS

Scenario 1

Neha: Hello, is this Computer Academy?

Customer care: Yes, this is Computer Academy. My name is Geeta. How may I help you?

Neha: My name is Neha and I want to take admission in Computer Academy.

Geeta: Welcome Neha. Our classes will start from February 4.

Neha: What's the fees?

Geeta: Fees is Rs 500 per month

Neha: What's the time?

Geeta: It's from 4 pm to 6 pm everyday.

Neha: Thank you.

Geeta: Thank you for contacting me. Please visit our academy.

Scenario 2

Receptionist: Good morning, High tech industries, Suman speaking. How may I help you?

Client: Good morning, My name is Ravi. I want to talk to Mr. Sohan.

Receptionist: Sorry Mr. Ravi. Mr. Sohan is in the meeting. Would you like to leave a message?

Client: No, thank you. Please ask him to return my call.

Receptionist: Of course, Sir?. Thank you

Scenario 3

Aman: Hello Rohit, how are you

Rohit: Hi Aman, I am good. What are you doing?

Aman: I am planning to visit a job fair. Would you join me?

Rohit: Sure. Give me some more details.

Aman: It's in Pragati Maidan on Feb 24 at 9 am.

Rohit: Thank you for informing me. I am interested.

Aman: Great. See you then. Bye.

B. ROLE PLAY

1. You are an employee of a company called Office Deluxe that sells office equipment. Prepare a phone conversation with your partner who is interested in buying printers for his/her office.
2. You want to make a booking in your favorite restaurant. The booking is to be done through a telephonic conversation for your birthday.
3. You want to order books from Om Book Shop for your entire class. Prepare a phone conversation with the owner of the book shop.
4. You and your friend are planning a Delhi trip. Prepare a phone conversation with the travel agent to address your queries related to the places to visit, budget etc.
5. You want to take an educational loan from the bank. Have a phone conversation with the bank to enquire about certain details related to it.

Lesson 58 A: A, An, The

When to use <i>a</i>, <i>an</i>, and <i>the</i>: <i>a</i> , <i>an</i> , and <i>the</i> का कब उपयोग कर :	a	an	the
Use before words that start with a vowel sound (a, e, i, o, u).		✓	✓
Use before words that start with a consonant sound (b, c, d, f, g...).	✓		✓
Use when there is only one of something (singular).	✓	✓	✓

Use when there are more than one (plural).			✓
Use to describe something general .	✓	✓	
Use to describe something specific .			✓

A. Fill in the blanks with *a*, *an*, or *the*, or leave them blank if none of those are needed.

1. I'm hungry. Do you have _____apple?

Sorry, I only have _____banana. I don't like _____bananas.

Do you want to go to _____grocery store to buy _____apple? Yes, please. We can go to _____store beside the bus stand.

That sounds great! _____owner there is very friendly. It's too far to walk.

Let's take _____auto.

_____auto over there looks empty. Let's take it.

2. Create a story or paragraph.

Lesson 58 B: Word Documents 3

A. Create a document that shares what you have learned in FEA so far.

Follow the guidelines below:

Your document should include:

- A **title or heading** in **16 pt. font**
- A **list** of at least four things you have learned during FEA in **12 pt. font**.
- The list should use either **numbers or bullet points**.
- The list should be **double-spaced**
- Your favorite item on the list should be in **green** font.
- Add your names to the **top right** of the page, above the title.
- **Save** the file in “Documents” using your names and the date as the file name.


Your group should:

- Divide the work equally among group members.
- Try to answer questions on your own by looking them up online or asking a classmate before asking the facilitator.

Lesson 59 A: How many?

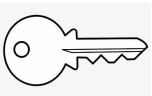
A. Fill in the blanks. Make the words plural to ask how many. Then, discuss your answers with a partner.

Example: [foot] How many feet do you have? I have two

1.  [tooth] How many _____ do you have?

I have _____.

My partner has _____.

2.  [key] How many _____ do you have?

I have _____.

My partner has _____.

3.  [box] How many _____ do you have?

I have _____.

My partner has _____.

4.  [class] How many _____ have you attended?

I have attended _____.

My partner has attended _____.

5.  [person] How many _____ live in your home?

_____ live in my home.

_____ live in my partner's home.

2. **Your turn.** Write three “How many” questions and ask your partner.

How many

Lesson 59 B: Gossip 2

A. Read the poem. Underline one line or section that is meaningful to you.

Nobody’s Friend -*Author unknown*

My name is **Gossip**.

मेरा नाम गॉसिप है।

I have no respect for justice.

मुझे न्याय की परवाह नहीं है।

I **disgrace** people

मैं लोगों का अपमान करता हूँ।

I break hearts and **ruin** lives.

मैं दिल तोड़ता हूँ और जीवन बर्बाद करता हूँ।

I am **cunning** and **malicious** and become stronger with age. The more I am told, the more I am believed.

मैं चालाक और दुष्ट हूँ और उम्र के साथ ताकत हासिल करता हूँ। जितना अधिक मुझे उद्धृत किया जाता है, उतना ही अधिक मुझ पर विश्वास कियौ जाता है।

My **victims** are helpless. They cannot protect themselves against me because I have no name and no face.

मेरे पीड़ित असहाय हैं। वे मेरे विरुद्ध अपनी रक्षा नहीं कर सकते क्योंकि मेरा न कोई नाम है और न कोई चेहरा।

To track me down is impossible. The harder you try, the stronger I become.

मुझे ट्रैक करना असंभव है। आप जितना कठिन प्रयास करते हैं, मैं उतना ही मायावी होता जाता हूँ।

I am nobody’s friend.

मैं किसी का दोस्त नहीं हूँ।

Once I **tarnish** a **reputation**, it is never the same. I **break** governments and **break** marriages.

एक बार जब मैं किसी प्रतिष्ठा को खराब कर देता हूँ, तो वह कभी भी पहले जैसी नहीं रहती। मैं सरकारों को गिराता हूँ और शादियों को तोड़ता हूँ।

I ruin careers and cause sleepless nights, heartaches and indigestion. I make innocent people cry.

मैं करियर को बर्बाद कर देता हूँ और रातों की नींद हराम कर देता हूँ, दिल का दर्द और अपच हो जाता है। मैं निर्दोष लोगों को रुलाता हूँ

Even my name hisses. I am called Gossip. I make headlines and headaches.

मेरा नाम भी फुफकारता है। मुझे गॉसिप कहा जाता है। मैं सुर्खियाँ और सिरदर्द बनाता हूँ।

Before you repeat a story, ask yourself: Is it true?

इससे पहले कि आप कोई कहानी दोहराएं, अपने आप से पूछें: क्या यह सच है?

Is it harmless?

क्या यह हानिरहित है?

Is it necessary?

क्या ये जरूरी है?

If it isn't, don't repeat it.



अगर ऐसा नहीं है, तो इसे दोहराएं नहीं।




Lesson 60: Conflict Resolution 1

A. Read the scenario. Then read and discuss the resolution assigned to your group.

Scenario: Mohit and Yusuf get some money to spend to start a business. Mohit wants to start a coffee stand but Yusuf wants to sell watches.

Resolutions:

A	 Avoiding	Mohit does not want conflict, so he lets Yusuf take the money for his watch business and does not get involved. मोहित विवाद नहीं चाहता है, इसलिए वह युसुफ को अपने घड़ी के कारोबार के लिए पैसे लेने देता है और इसमें शामिल नहीं होता है।	1. Based on this scenario, what do you think “avoiding” means? 2. Whose needs were met? 3. Why would someone respond to a conflict by avoiding?
B	 Competing	They pitch their business ideas to their friends and ask them to pick the best one. वे अपने व्यापारिक विचारों को अपने दोस्तों को बताते हैं और उनसे सर्वश्रेष्ठ चुनने के लिए कहते हैं।	1. Based on this scenario, what do you think “competing” means? 2. Whose needs were met? 3. Why would someone respond to a conflict by competing?

C	 Compromising	<p>The second choice for both Mohit and Yusuf is a shoe store, so they use the money to start a shoe store. मोहित और यूसुफ दोनों के लिए दूसरी पसंद एक जूते की दुकान है, इसलिए वे पैसे का इस्तेमाल जूते की दुकान शुरू करने के लिए करते हैं</p>	<ol style="list-style-type: none"> 1. Based on this scenario, what do you think “compromising” means? 2. Whose needs were met? 3. Why would someone respond to a conflict by compromising?
D	 Accommodating	<p>Yusuf helps Mohit start the coffee stand. यूसुफ मोहित को कॉफी स्टैंड शुरू करने में मदद करता है।</p>	<ol style="list-style-type: none"> 1. Based on this scenario, what do you think “accommodating” means? 2. Whose needs were met? 3. Why would someone respond to a conflict by accommodating?
E	 Collaborating	<p>They work together to raise more money so that they can start both of their shops side by side. वे अधिक धन जुटाने के लिए एक साथ काम करते हैं ताकि वे अपनी दोनों दुकानों को साथ-साथ शुरू कर सकें।</p>	<ol style="list-style-type: none"> 1. Based on this scenario, what do you think “collaborating” means? 2. Whose needs were met? 3. Why would someone respond to a conflict by collaborating?

Lesson 61 A: Summarizing

A. Read the paragraph below.

Underline the most important parts.

Malala Yousafzai, born 12 July 1997, often referred to as **Malala**, is a Pakistani activist for female education and the 2014 Nobel Peace Prize laureate. Awarded when she was 17, she is also the world's youngest Nobel Prize laureate, and is the second Pakistani and the first Pashtun to ever receive a Nobel Prize. She is known for human rights advocacy, especially the education of women and children in her native Swat Valley in Khyber Pakhtunkhwa, northwestern Pakistan, where the Pakistani Taliban have at times banned girls from attending school. Her advocacy has grown into an international movement, and according to former Prime Minister Shahid Khaqan Abbasi, she has become Pakistan's "most prominent citizen." (*Wikipedia*)

Lesson 62 A: Healthy Eating

A. 1. FOOD CHOICES



Plate 1



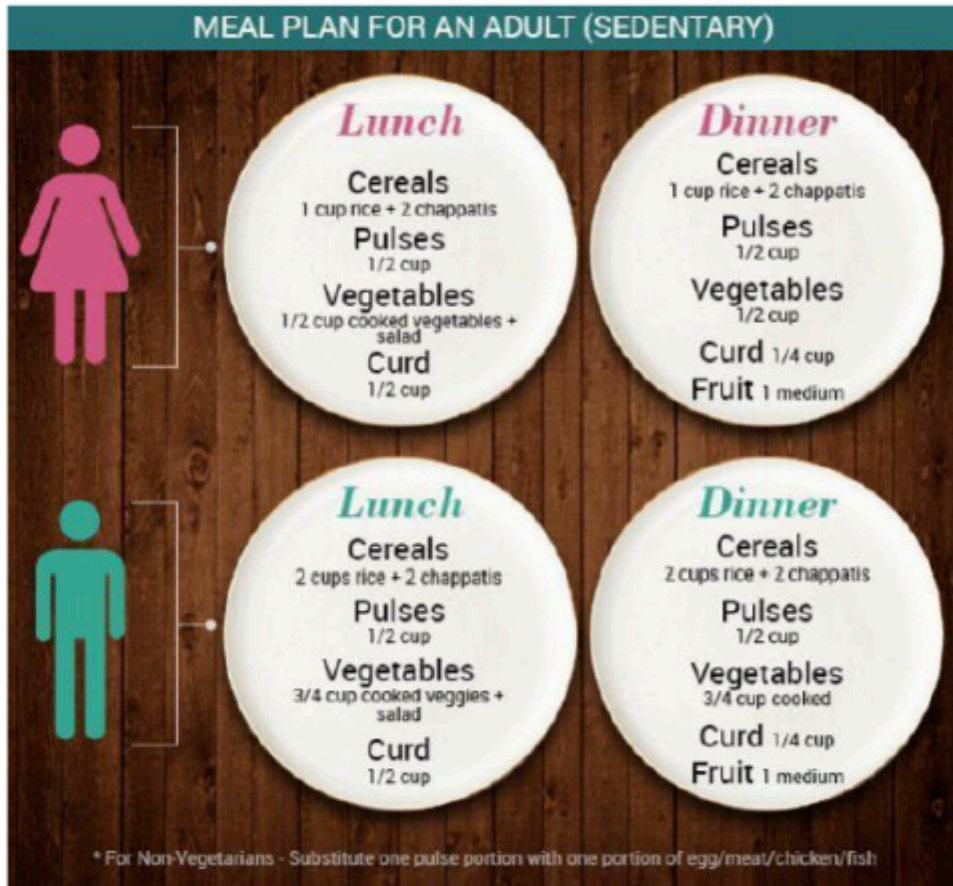
Plate 2

A2

Identify whether the following habits are healthy or unhealthy and explain why:



B. A BALANCED PLATE:



Source - <http://food.ndtv.com/>

Lesson 63A: Adjectives 1

A. Adjectives describe how something looks, sounds, tastes, smells, feels, or behaves.

In a sentence, the adjective can come before the thing it describes (the noun).

For example:

It is a blue pen.

Or it can come after the word *am*, *are*, or *is*.






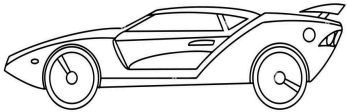



For example:

The pen is blue.

B. Match the adjective and describe the pictures below. Use complete sentences.

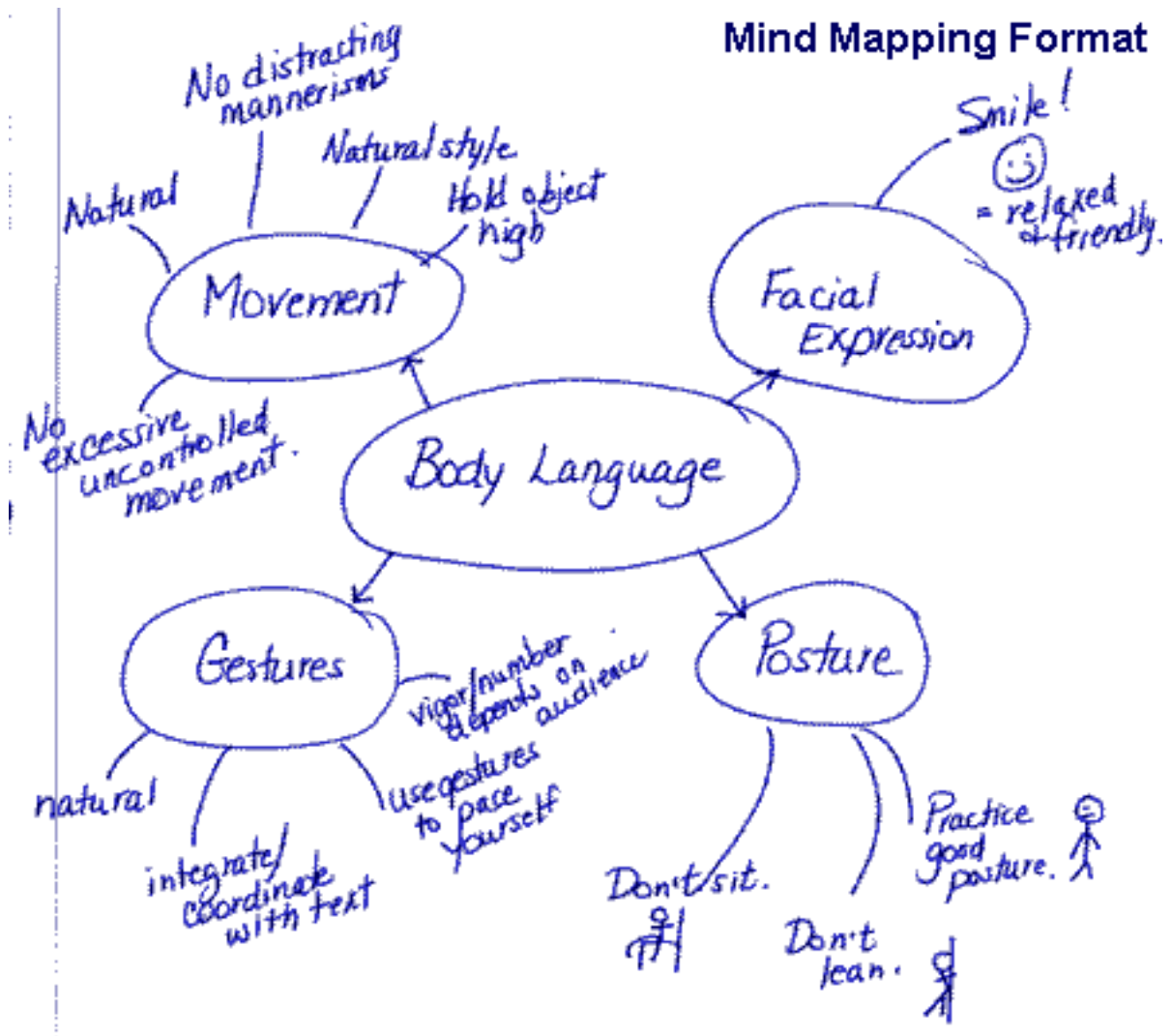
soft hard strong fast slow expensive sour sweet

dangerous loud beautiful wet dry long short tall

 <p>That is a _____ dog.</p>	 <p>The pillows are _____.</p>	 <p>The drum is _____.</p>
 <p>_____</p>	 <p>_____</p>	 <p>_____</p>
 <p>_____</p>	 <p>_____</p>	 <p>_____</p>

Lesson 63 B: Note-Taking

A. Look at the Mind-Mapping notes. Answer the questions below.



Body Language and Oral Presentations

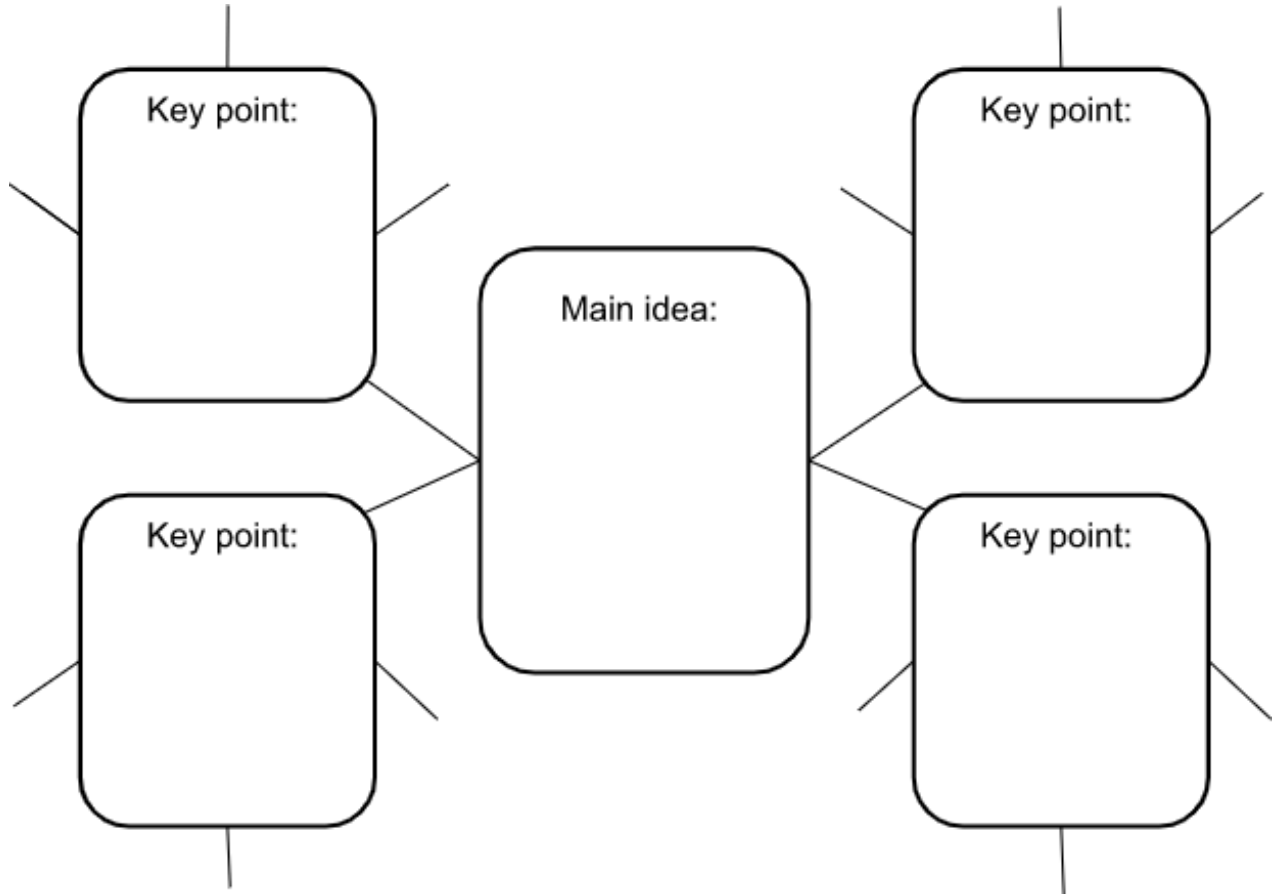
(image from study-hack.tumblr.com)

Questions:

- What is the main topic?
- What are the key points?
- Does it use complete sentences?
- Is it easy to read and understand? Why or why not?

B. Create your own Mind Map.

As you conduct research, fill in the main idea, some key points, and useful details.



Lesson 64: Log Kya Kahenge 1

A. Read the scenario and discuss the questions below.

Scenario:

Hema dreams of becoming a police officer. Most of the women in her village who work are teachers. Hema's family wants to support her dreams, but they are worried about "log kya kahenge" – what others will think.

हेमा का सपना पुलिस अफसर बनने का है। उनके गांव में काम करने वाली ज्यादातर महिलाएं शिक्षिका हैं। हेमा का परिवार उसके सपनों का समर्थन करना चाहता है, लेकिन वे "लोग क्या कहेंगे" के बारे में चिंतित हैं - दूसरे क्या सोचेंगे।

Questions:

- How will Hema's choice affect her life?
- What would happen if she chose not to listen to her neighbors?
- What would happen if she chose not to follow her dream?
- How will her choice affect her family?
- How will her choice affect her neighbors?
- What do you think Hema should do?

B. Write one dream/belief/value/aspect of yourself that you will not change no matter what others say.

Lesson 65: Forming a Research Question

A. Read the “search terms” below.

1. “Plumbing”
2. “What is a typical day of work for a plumber?”
3. “What is the average salary for a plumber in Lucknow in 2022?”
4. Which question do you think would lead you to the most useful information?
5. Why?

B. Write your own research question:

C. Take notes!

You can jot down key points or draw a mind map.

D. Reflect.

Does the information you found answer your research question? Summarize it here.

Lesson 66: English Consolidation

A. Expand the sentences. Add adjectives to describe the people, places, or thing

For example:

The woman works in the building

The confident woman works in the tall gray office building.

1. A cat is on the wall. Those are my brother's friends
2. That day, I cooked dinner for my grandmother.
3. The boy sees an elephant in the forest.
4. Is this the boss's car?
5. This morning, the girl is flying a kite in the park.

D.E.A.R: Read this story and answer the following question in your notepads

Meet Priya, a young woman from India who has recently completed her studies and is looking for her first job. Priya comes from a humble background, and her family's financial situation is not very stable. She knows that finding a job is crucial not only for her own future but also for supporting her family.

The **Dilemma (difficult choice)**: Priya is faced with a dilemma. She has been offered a job interview at a reputable company, but during the interview, she realizes that one of the questions asked is about her **proficiency (being good at something)** in a particular software program that she hasn't used before. Priya knows that she could easily lie and say she's proficient in the software to increase her chances of getting the job. However, she also knows that being honest is important and that lying could have **consequences (result)** if she gets caught later.

- 1- What is the problem Priya faces during her job interview?
 - a) She forgot to bring her resume
 - b) She doesn't know how to answer the questions
 - c) She doesn't have the required experience
 - d) She has to decide whether to tell the truth about a software program

- 2- Why does Priya need to find a job?
 - a) To buy a new phone
 - b) To support her family financially
 - c) To travel to different countries
 - d) To take a break from studying

- 3- What does Priya think about lying during the interview?
 - a) It's okay to lie if it helps get the job
 - b) Lying is never a good idea
 - c) Lying will impress the interviewer
 - d) Lying is fun

- 4- Why is Priya hesitant to lie about the software program?
 - a) She might forget her lie
 - b) She believes honesty is important
 - c) She thinks lying is easy
 - d) She wants to impress her family

- 5- What does Priya worry might happen if she lies during the interview?
 - a) She might get a higher salary
 - b) She might lose the job later
 - c) She might get a promotion
 - d) She might become famous

- 6- What does "proficiency" mean in the story?
 - a) Being honest
 - b) Having a lot of money
 - c) Being skilled or good at something
 - d) Being happy all the time

- 7- What is another word for "dilemma"?
 - a) Decision
 - b) Problem
 - c) Solution
 - d) Celebration

- 8- What do "consequences" refer to in the story?
 - a) Good things happening
 - b) Bad results or effects

- c) Surprises
- d) Gifts

Lesson 67: Conjunctions

Part A: Correct the incorrect sentences:

Incorrect Sentence: "I goes to the store yesterday."

Incorrect Sentence: "She is have a dog."

Incorrect Sentence: "We have many book in the library."

Incorrect Sentence: "I not like vegetables."

Incorrect Sentence: "She can't swimming."

Incorrect Sentence: "He like apples."

Incorrect Sentence: "He don't understand the instructions."

Incorrect Sentence: "They is going to visit their grandparents next weekend."

Incorrect Sentence: "She have been living in London since two years."

B: Conjunction Exercise: Fill in the Blanks

Instructions:

Fill in the blanks in each sentence with the appropriate conjunction from the word bank provided.

Word Bank: 'and', 'but', 'or'

1. I like to play soccer _____ basketball.
2. It's raining outside, _____ we can still have fun indoors.
3. Do you want pizza _____ pasta for dinner?
4. Sarah wants to go to the park, _____ her brother prefers staying at home.
5. My favorite colors are blue _____ green.
6. I want to go to the beach _____ the weather is too cold.
7. Would you like tea _____ coffee for breakfast?
8. Jane is not feeling well, _____ she still went to work.
9. I want to buy a new phone _____ a laptop for my birthday.
10. Sarah can play the piano _____ sing beautifully.

C: Use this time to practice online conjunctions exercises:

https://test-english.com/grammar-points/a1/conjunctions_and-but-or-so-because/

Lesson 68: Log Kya Kahenge 3

Part A

Individual reflection: Do you find yourself thinking about what other people will think of you or say about you when you are making life and career decisions? How does this affect your decisions?

Quotes for discussion after watching the video:

1- “As you make life and career decisions while navigating the opinions of others, remember to always be kind, always be helpful, and never be intimidated.”

2- “Do not let your peace depend on the hearts of others; whatever they say about you, good or bad, you are not because of it another, for as you are, you are. : **Thomas a Kempis**

Part B


‘लोग क्या कहेंगे’ मानसिकता को दरकिनार कर तीन लड़कियों ने शुरू किया फूड स्टॉल,
आत्मनिर्भर होकर लोगों को कर रही प्रेरित, जानिए इनकी कहानी
ओडिशा के मयूरभंज जिले के बारीपदा शहर की तीन लड़कियां आज औरों के लिए मिशाल बनी हुई हैं. इन लड़कियों ने मिलकर एक टीम बनाई और फूड स्टॉल लगाया जहां ये अपने शहरवासियों को खाने का स्वाद चखा रही हैं.



‘लोग क्या कहेंगे’ इस मानसिकता को दरकिनार कर तीन लड़कियों ने पढ़ाई के साथ फास्ट-फूड स्टॉल लगाकर आज आत्मनिर्भर बन चुकी हैं. ये सभी लड़कियां मेधावी छात्र हैं और अपनी दैनिक खर्च के लिए प्रतिदिन कॉलेज की खत्म होने के बाद शाम में सड़क किनारे फूड स्टॉल लगाती हैं. यह कहानी ओडिशा के मयूरभंज जिले के बारीपदा शहर की है, जहां इनकी आत्मनिर्भरता अन्य लोगों के लिए प्रेरणादायक बन चुकी है. लड़कियों का यह प्रयास शहर में चर्चा का विषय बना हुआ है. बड़ी संख्या में आ रहे लोग जिले में उच्च शिक्षा ग्रहण करने के साथ अपने दैनिक खर्च को वहन करने के लिए बारीपदा की तीन अलग-अलग कॉलेजों की लड़कियों ने आत्मनिर्भर होने का संकल्प लिया.

इन लोगों ने योजनाबद्ध तरीके से काम किया और कॉलेज की छुट्टी होने के बाद शाम को सड़क किनारे बड़ी छतरी डाल एक फास्ट-फूड स्टॉल लगाया. लड़कियों के इस आत्मनिर्भर प्रयास को शहरवासियों ने सराहा और अन्य लोगों के लिए इसे मिशाल बताया. साथ ही लड़कियों के मनोबल को बढ़ावा देने के लिए बड़ी संख्या में लोग फूड स्टॉल पर खाने में दिलचस्पी दिखाते हैं.

पढ़ने में होशियार हैं सभी छात्राएं जानकारी के मुताबिक शहर में तीन लड़कियों की एक टीम ने लोगों की मानसिकता बदल दी है. बारीपदा में डिप्लोमा के साथ एमबीए करने वाली विष्णुप्रिया से प्रेरित होकर अन्य दो लड़कियां सीमा मोहंती और सुभशरी मोहंती ने आत्मनिर्भर बनने का निश्चय किया. सीमा बारीपदा महिला विश्वविद्यालय (Women's University) में आर्ट्स विषय से स्नातक की पढ़ाई पूरी कर रही है. वहीं सुभशरी बारीपदा एमपीसी (MPC) कॉलेज में उच्च शिक्षा ग्रहण कर रही है. सीमा और सुभशरी दोनों कॉलेज की मेधावी छात्रा हैं और कभी क्लास मिस नहीं करती हैं.



सीमा ने बताया कि पढ़ाई के लिए कुछ पैसों की जरूरत होती थी. कॉपी-किताबों और फीस के लिए घर से बार-बार पैसा मांगना अच्छा नहीं लगता था. हमें किसी और के लिए काम करना पसंद नहीं था. जिसके कारण हम तीन लड़कियों ने योजनाबद्ध तरीके से एक टीम बनाई और कॉलेज की समाप्ती के बाद शाम में सड़क किनारे फास्ट-फूड स्टॉल लगाने का निर्णय लिया. किसी भी व्यवसाय के लिए एक छोटी सी शुरुआत जरूरी होती है. हमें उम्मीद था कि हमारा व्यवसाय अच्छा होगा. इन दिनों हम किसी पर भी निर्भर नहीं हैं हम आत्मनिर्भर हैं.

कोई भी काम छोटा या बड़ा नहीं होता - विष्णुप्रिया

वहीं, सुभशरी ने बताया कि शुरुआती दौर में फूड स्टॉल पर किसी को नाश्ता देने में दिक्कत होता थी लेकिन कुछ दिनों के बाद सब

कुछ सामान्य हो गया. शाम के समय में हमारे स्टॉल पर काफी भीड़ होती है और हम सम्मान के साथ अपना काम करते हैं. दूसरी और विष्णुप्रिया ने बताया कि हर एक इंसान को सकारात्मक सोचना चाहिए. कोई भी काम छोटा या खराब नहीं होता है. हर काम आपकी सोच पर निर्भर करती है. लोगों की सोच को आप नहीं रोक सकते हैं. आपको खुद से आगे बढ़ना होगा क्योंकि बुरे समय में आपके साथ कोई नहीं खड़ा होगा. मैं एक लड़की हूँ और मेरा मानना है कि हर किसी को आत्मनिर्भर बनने की जरूरत है.



फूड स्टॉल पर आई एक महिला स्वाती मोहंती ने कहा कि इन दिनों हमारी बच्चियों को आत्मनिर्भर होने की जरूरत है. इन तीन लड़कियों द्वारा चलाया जा रहा फूड स्टॉल समाज में स्वागत योग्य एवं सराहनीय है. इन सभी लड़कियों में खास बात यह है कि इन्होंने पढ़ाई के साथ अपने आप को आत्मनिर्भर बनाया है। हमारे समाज में ये अन्य लोगों के लिए मिसाल हैं।

Source- Gnttv.com

D.E.A.R: Read this story and answer the following question in your notepads

THIS 8-YEAR-OLD GIRL FROM NAGALAND IS THE YOUNGEST WINNER OF NATIONAL BRAVERY AWARD

During her winter vacations, Mhonbeni had gone to stay with her grandmother in a village in Nagaland. Her grandmother, Renthunglo Jungi, then 78, had taken her out for fishing to a nearby stream. While fishing, the grandmother suffered sudden **cramps (muscle pull)** followed by a stroke and fell **unconscious (is like sleep because of injury or illness)**. Mhonbeni ran back four-five km through the thick forests all alone to the village and **brought (Brought means to take something or someone from one place to another.)** help, and was able to save her grandmother. According to the Times of India, Mhonbeni's proud father, N Longtsubemo Lotha, who is a havaldar

in Nagaland's home guards department, was present when his daughter received the award from Prime Minister Narendra Modi in New Delhi. She received a medal, a certificate and cash under the national scheme and will be granted financial assistance till the time she completes her school education. We salute the bravery of our young friend.

1- What was Mhonbeni doing during her winter vacation?

- a) Studying at home
- b) Visiting her grandmother in a village in Nagaland
- c) Traveling to different countries
- d) Attending a summer camp

2- How old was Mhonbeni's grandmother when the incident occurred?

- a) 68
- b) 78
- c) 88
- d) 98

3- What happened to Mhonbeni's grandmother while they were fishing?

- a) She got sunburned
- b) She got bitten by a snake
- c) She suffered sudden cramps followed by a stroke
- d) She caught a big fish

3- How far did Mhonbeni run back to the village for help?

- a) 1-2 km
- b) 2-3 km
- c) 3-4 km
- d) 4-5 km

4- Who was present when Mhonbeni received the award from the Prime Minister?

- a) Her grandmother
- b) Her mother
- c) Her father
- d) Her teacher

5- What is Mhonbeni's father's profession?

- a) Farmer
- b) Doctor
- c) Havaldar in Nagaland's home guards department
- d) Teacher

6- What did Mhonbeni receive as part of the award?

- a) A trophy
- b) A medal, a certificate, and cash
- c) A book
- d) A scholarship for college

7- How long will Mhonbeni receive financial assistance under the national scheme?

- a) Until she gets married
- b) Until she completes her school education
- c) Until she turns 18
- d) Until she finds a job

8- Where did Mhonbeni's act of bravery take place?

- a) In New Delhi
- b) In Nagaland
- c) In a different country
- d) In a neighboring village

9- What was Mhonbeni's father's name?

- a) Sir Mhonbeni
- b) Renthunglo Jungi
- c) N Longtsubemo Lotha
- d) Mohit Dalv

Lesson 69: Healthy Living

A. FOOD FOR THOUGHT

1. Do you watch a lot of movies? How often?
2. Which electronic device do you use to watch movies?
3. How many hours should be spent on any electronic device?
4. Do you use this device for other activities also such as social media?
5. How can it affect our health?

B.1. SELF-ASSESSMENT - (Use notepads to write)

How often do you...	Always	Often	Sometimes	Rarely	Never
sleep for 7 - 8 hours at night?					
exercise once a day for 30 minutes or more?					
smile at ordinary things?					
express thankfulness?					
spend some silent time every day?					
spend time with positive people?					
think about your goals?					
think positive thoughts?					
learn new things?					

Lesson 69 B: One-Pointed Focus

A. Find the dice.



Lesson 70 A: Hygiene

A. Poster Discussion

**Be Hungry
For
Information**
- Arnold Schwarzenegger






FREEDOM EMPLOYABILITY ACADEMY
Building ethical, productive mindsets
and core employability skills

B.1. What is hygiene?

2. Exercise

Identify what is hygienic and unhygienic. Mark "H" for hygienic and "U" for unhygienic.
Discuss with your partner why the action is hygienic / unhygienic.

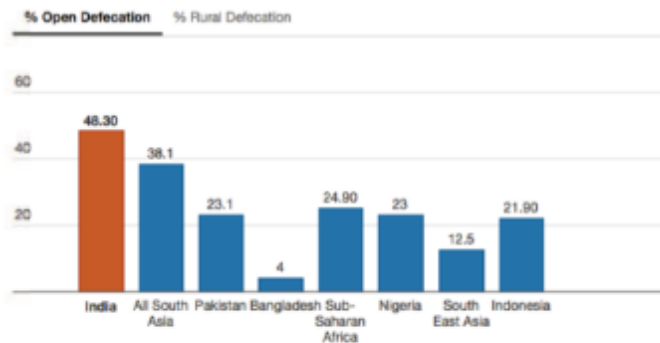


B. EXERCISE

Look at the image and read the graph given below. Answer the questions that follow:



International Comparison of Open Defecation (2012)



Source - <http://www.thehindu.com/>

Discuss with your partner

- 1: Look at the image and discuss where the women are going?
- 2: Look at the graph and share what the graph shows.

Lesson 70 B: The Gig Economy

A. Which of these are gig economy jobs? How can you tell?

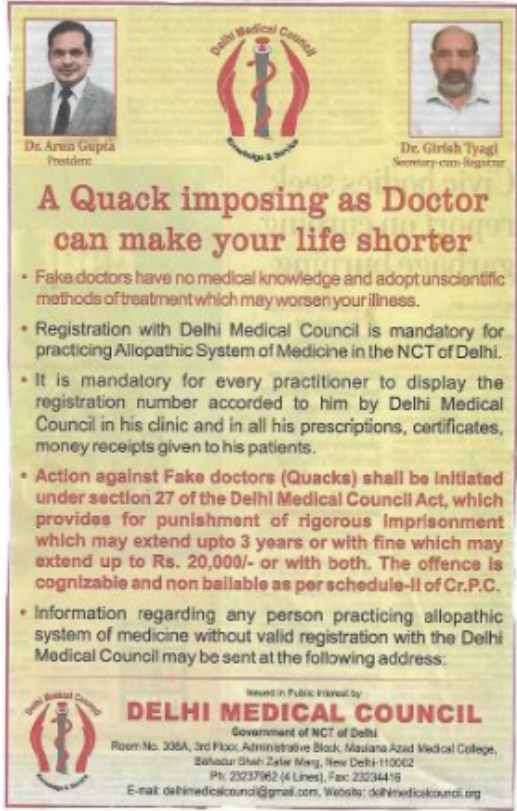
<p>Company: Pune Painters</p> <p>Job Type: Full time</p> <p>Experience: 3-4 years</p> <p>Pay: Monthly</p> <p>-Preparing walls and other surfaces.</p> <p>-Mixing and applying paints, varnishes, and sealants for a lasting finish.</p> <p>-Using fillers to repair cracks.</p> <p>-Obeying workplace safety rules.</p> <p>-Collaborating with others.</p>	<p>Company: ABC Solutions</p> <p>Skills: IT Support</p> <p>Experience: 3+years</p> <p>Pay: Hourly</p> <p>Looking for trainer who can provide support for 60 to 90 mins in a day</p> <p>We are providing time flexibility, morning 6 to 10 or evening 6 to 10.</p>
--	---

<p>Company: Weddings and More</p> <p>Job Type: As needed</p> <p>Experience: 1-2 years</p> <p>Pay: Hourly</p> <p>Hair and makeup styling assistants for weddings and other events.</p> <p>Must work well with others and have an eye for design.</p>	<p>Company: Wellness Plus</p> <p>Job: Junior Content Writer</p> <p>Experience: 0-2 years</p> <p>Job Type: Full time; Work from home</p> <p>Pay: Salary</p> <p>Create content for websites, blogs, articles, and YouTube descriptions. Excellent communication and social media skills required.</p>
---	--



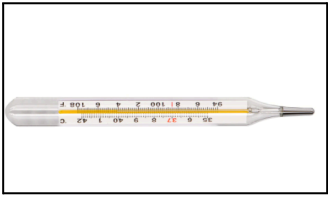
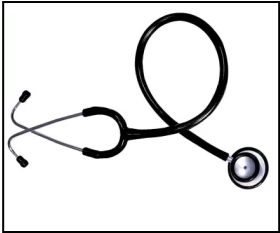


B. What are some advantages and disadvantages of gig economy jobs? Discuss with your partner.

Lesson 71: Going to the Doctor

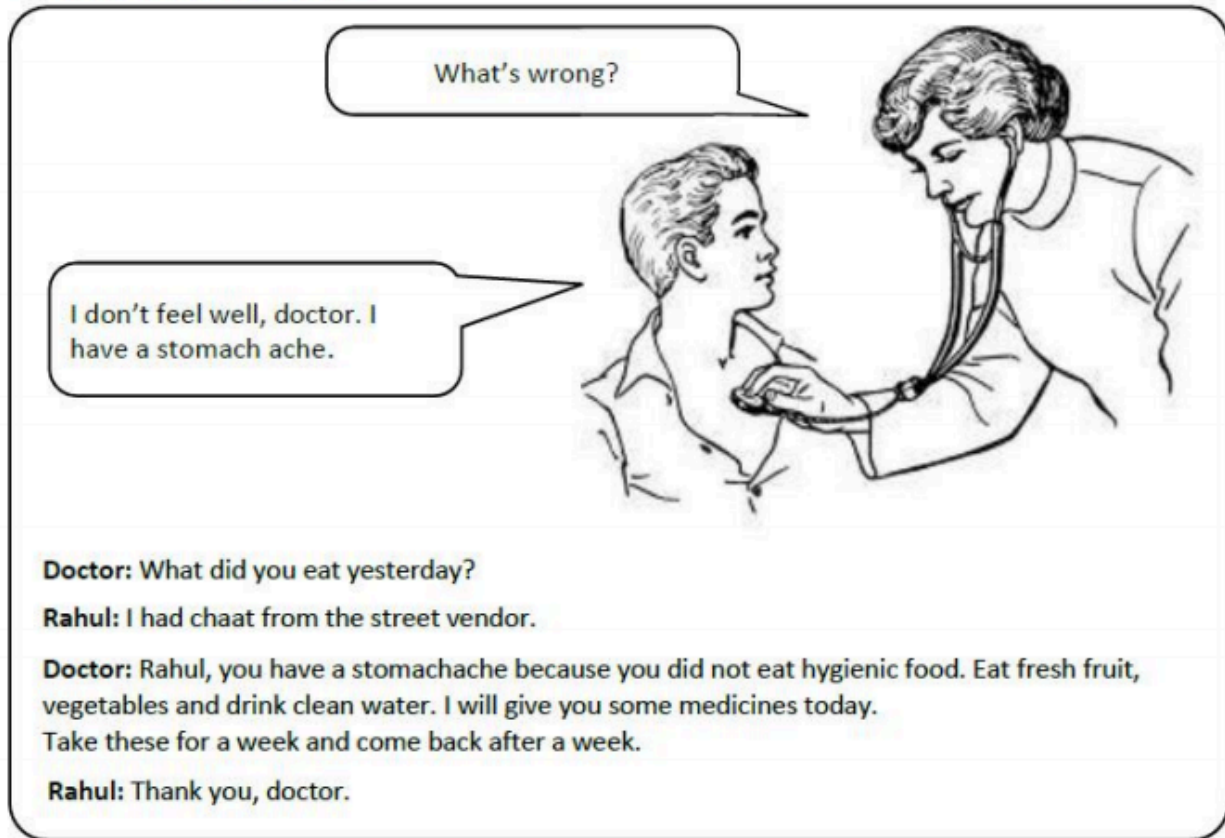
A. Read the poster given below:

 <p>A Quack imposing as Doctor can make your life shorter</p> <ul style="list-style-type: none"> • Fake doctors have no medical knowledge and adopt unscientific methods of treatment which may worsen your illness. • Registration with Delhi Medical Council is mandatory for practicing Allopathic System of Medicine in the NCT of Delhi. • It is mandatory for every practitioner to display the registration number accorded to him by Delhi Medical Council in his clinic and in all his prescriptions, certificates, money receipts given to his patients. • Action against Fake doctors (Quacks) shall be initiated under section 27 of the Delhi Medical Council Act, which provides for punishment of rigorous imprisonment which may extend upto 3 years or with fine which may extend up to Rs. 20,000/- or with both. The offence is cognizable and non bailable as per schedule-II of Cr.P.C. • Information regarding any person practicing allopathic system of medicine without valid registration with the Delhi Medical Council may be sent at the following address: <p style="text-align: center;">Reserved in Public Interest by DELHI MEDICAL COUNCIL Government of NCT of Delhi Room No. 305A, 3rd Floor, Administrative Block, Maulana Azad Medical College, Bahadur Shah Zafar Marg, New Delhi-110062 Ph: 23237962 (4 Lines), Fax: 23234419 E-mail: delhimedicalcouncil@gmail.com, Website: delhimedicalcouncil.org</p>	<p>1. What is the poster about?</p> <hr/> <hr/> <p>2. Who are quacks?</p> <hr/> <hr/> <p>3. What kind of action can be taken against fake doctors?</p> <hr/> <hr/> <p>4. Did you find this poster useful?</p> <hr/> <hr/>
--	---

B.1. At the clinic/hospital:

 <p>Doctor/Patient</p>	 <p>Medicines</p>	 <p>Thermometer</p>
 <p>Stethoscope</p>	 <p>Injection</p>	 <p>Nurse</p>

2. At the clinic/hospital:



What's wrong?

I don't feel well, doctor. I have a stomach ache.

Doctor: What did you eat yesterday?

Rahul: I had chaat from the street vendor.

Doctor: Rahul, you have a stomachache because you did not eat hygienic food. Eat fresh fruit, vegetables and drink clean water. I will give you some medicines today. Take these for a week and come back after a week.

Rahul: Thank you, doctor.

C. First Aid: What can you do in case of....

1. Bleeding?
2. Nosebleed?
3. Vomiting?
4. Fainting?
5. Dehydration?

Do you know the difference between:

A physician and a surgeon?

A clinic and a hospital?

A qualified doctor and a quack?

Lesson 72: Greed and Shortcuts

Part A

Study the following story¹ with your facilitator:

“There are times when we all need something that we do not have. To work for that which we desire is worthy of praise. However, if it is not controlled, desire can become greed, and greed can become our master.

A dog found a nice juicy bone lying in the trash. He quickly grabbed it and headed home, imagining all the time the pleasure of eating the bone in peace. On the way, he had to cross a small river that ran through the village. As he stepped on the plank used for crossing, his eyes fell on a delightful sight. There in the calm waters of the river was another dog, just like himself, with a delicious looking bone in his mouth.

“This is really my lucky day,” he thought. “Surely I can take away that bone from this silly dog. By the time he gets out of the water, I will have reached home.” But the moment he opened his mouth, his own bone fell into the water and disappeared. All he could see, then, was the other dog staring back at him with a sad look on his face. It was the face of a disappointed dog who had lost not one but two delicious meals.

COMPREHENSION

Answer the questions below in complete sentences.

1. What did the dog find lying in the trash?

2. What was the dog imagining while he headed home with the bone?

¹This story and exercises are excerpted from a textbook for young people called *Walking the Straight Path*, with copyright owned by the Badi Foundation, Macau 2002, Development Learning Press.

3. What delightful sight did the dog see while crossing the river?

4. What do you think he really saw?

5. What do you think kept the dog from seeing what was really there?

6. Why did he think he would be able to take the second bone and get away?

7. What happened when he tried to take the other bone?

8. How did the dog feel after losing both bones?

Part B

Discuss the following question with your class:

“Is it a sign of greed to want to improve our lives?”

Now write your thoughts in your notebook.

Part C

The story shows what happens when greed becomes our master. When we are motivated by greed, we become easy to cheat and easily make bad decisions.

All scams work because they can use greed to control people. People become excited by large sums of money or the promise of cures. This desire takes over their rational powers and their decision-making weakens.

Consider the following scenarios:

Vivek wants to get a government job, because someone told him that with this post, he can receive many bribes and supplement his salary.

Preeti needs to take an important exam to reach X. Someone told her she can get the test answers beforehand by paying a small sum. This will allow her to get good marks and achieve X.

Fatima lost about Rs 9 lakh to a fake job offer scam after the fraudster asked her to pay the processing fee to secure a content writer position.

These scenarios show that greed is self-defeating. Like the dog in the story who lost his bone, when controlled by greed we often lose something precious to us.

Part D

End this lesson by discussing with the class:

If greed is not your master, what should be?

Your discussion should show that it is the balanced well-being of ourselves, our families and our communities that can guide us to make right decisions.

Lesson 73A: Describing Places and Objects

A. Descriptive Words

1. Colour- _____
2. Size- Big, small, medium, large, tall., long, thick, thin, huge, tiny, little, massive
3. Shape- Round, rectangular, oval, triangular, conical
4. Texture- Rough, smooth, soft, hard, sharp
5. Shape- _____
6. Sound- Loud, soft, melodious, deafening

B.1. Very, So, Really, Completely

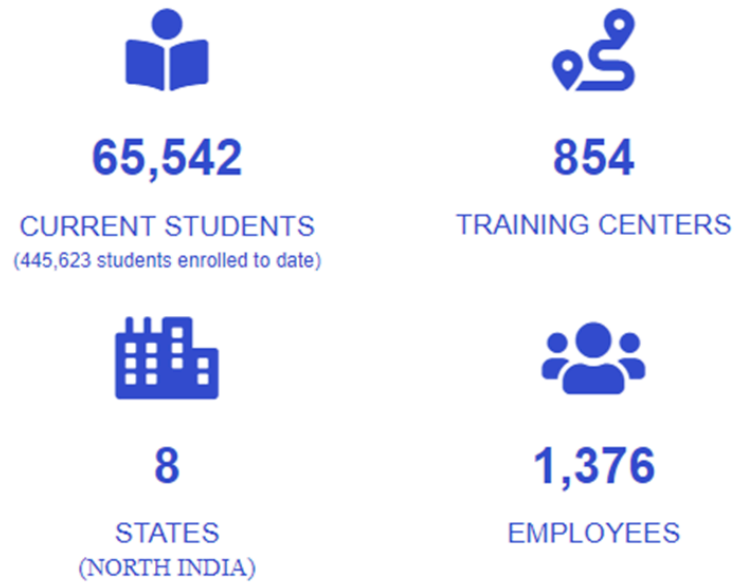
Word	Examples	My sentence
Very	Use- To show degree (formal) very beautiful, very tall, very clever etc.	
Really	Use- Truly really beautiful, really intelligent, really lovely etc.	
So	Use- To show degree (informal) so beautiful, so tall, so clever etc.	
Completely	Use- Totally completely empty, completely dry, completely fooled etc.	

C.1. Describing Places

Word	Other Words	Some place you know
Good	Spacious, clean, quiet, bright, beautiful, charming, picturesque	Word- Place-
Bad	Messy, dirty, crowded, dark, deserted	Word- Place-
Others	Empty, large, noisy, vast, small, modern, ancient, famous, expensive, touristy	Word- Place-

Lesson 73 B: Understanding Sectors 1

A. Data at FEA



B. Info

Top 5 Government Job Salaries

Job Profile	Salary
IAS and IPS	INR 6,73,200
Defence Services	INR 6,00,000
ISRO, DRDO Scientists/Engineers	INR 4,69,200
RBI Grade B	INR 4,20,000
Indian Forest Officer	INR 6,00,000

Top 5 Private Job Salaries

Job Profile	Salary
Software Engineer	INR 8,00,000
Call Centre Manager	INR 7,80,355
Healthcare and Medical Professional	INR 10,00,000
Commercial Pilot	INR 17,00,000
Business Manager	INR 20,00,000

Lesson 74A: The Art of Self-Teaching

Today during digital learning time, I will work on I will start by

Lesson 74B: Understanding Sectors 2

A. Vocabulary:

Flexibility: When something is flexible, it can bend and and is easier to change. A person or group that is not flexible is difficult to change.

Initiative: When you take initiative, you are trying out a new idea or making decisions and implementing them yourself, instead of waiting for directions or doing nothing.

Negotiate: To discuss something in order to get to an outcome you prefer.

B. Points to keep in mind:

- Creativity and Risk-taking: Government offices often do not have enough flexibility for employees to suggest different ideas, try new things or take risks. Private companies often value creativity and risk-taking. When employees have opportunities to be creative and take initiative, they are able to grow and learn.
- Learning about New Technology: Private companies focus more on innovation and technology, so employees can often work with new tools and technologies. This helps employees to gain new skills and stay up-to-date with industry trends, which is valuable in today's job market.
- Better Work Culture: Private companies often have a more relaxed and informal work culture, which makes the work environment more enjoyable. Private companies give more flexibility with working hours, dress code, and work-life balance, which is an advantage over government jobs.
- Growth Opportunities: Private companies are always looking to grow and expand, which creates growth opportunities for employees. With hard work and dedication, private job employees can reach higher positions within a short span of time.
- Higher Salary: Private companies offer high salaries to attract and keep the best talent in the industry. In contrast, government jobs often have fixed pay scales. Private job employees can negotiate their salary and earn more than government job employees.

Lesson 76: Talking about Present

A. Subject and verb: Discuss with your partner

Subject	Verb	Statement or Question
I	am	I am very happy.
You	are	Are you my friend or not?
He/She/It	is	
We	are	
You	are	
They	are	
Some/All/Most/Many/A few	are	
Either/Neither	is	
Anyone/Each	is	

Subject	Verb	Statement or Question
I	run/sing/eat	
You (sing.)	run/sing/eat	
He/She/It	runs/sings/eats	
We	run/sing/eat	
You (pl.)	run/sing/eat	
They	run/sing/eat	
Some/All	run/sing/eat	

B. Read the article and:

i) give it a suitable title.

ii) underline the sentences in simple present tense in the article.

It is to help those in need. The wall was set up by Niswarth Kadam, an NGO in Gurgaon/ Gurugram. The NGO plans to paint three more walls in other parts of Gurgaon/Gurugram.



The first wall was painted last year and since then 12 more walls have been painted in the city. There are 13 Neki Ki Deewars in Gurgaon. A new Neki Ki Deewar in Sector 31 has been inaugurated. The NGO involved local people also in this. Having this wall where anyone can leave anything they want to donate, and whoever needs it, can take from the wall, makes Gurgaon a better place.

Talking about how the concept works, Saini adds, "If you want to help people, it can be anything - clothes, food, appliances, soft toys - then you leave it at these walls. If someone needs something, they can collect it from there. Many people leave soft toys and games for kids as well. If the rope at the wall is empty, we send clothes and other things through our volunteers."

Depender Kumar, a resident of Dayanand Colony, says that people are shy to take things in daylight. "They either take things early morning or late at night," he says.

Lesson 79 A: Questions

A. Write the answers in your **notepad**:

1. *Question:* Are _____ a nurse?

Answer: No, I am not a nurse.

2. *Question:* Is _____ your father?

Answer: Yes, he is my father.

3. *Question:* Is _____?

Answer: No, it is not a big house.

4. *Question:* Am _____?

Answer: Yes, you are in the correct classroom.

5. *Question:* _____?

Answer: No, that is not my mango.

6. *Question:* _____?

Answer: Yes, she is a police officer.

B. Surveys.

Ask your classmates the questions in your survey and record their answers in your notepad.

Group A: School (Yes or No)

Are you a student in school now?

Is school enjoyable?

Is school important for everyone?

Group B: Health

Is your favorite food healthy?

Are you good at exercising?

Is a healthy lifestyle important?

Group C: Family

Are your grandmothers both living?

Are you married?

Is it important to live near your parents?

Lesson 79 B: Jobs Vs. Career: Career Goals

A. Role plays the following scenarios. Does the person in the scenario have a job or a career? How do you know?

Scenario 1: Ram's work is to wipe down tables at a restaurant. He dreams of starting his own restaurant one day. He does a good job and is promoted to server. One year later, he becomes a manager. He saves his money to enroll in business school to learn how to start a restaurant of his own.

Scenario 2: Hema took a position as a retailer at a furniture store to earn money for her family. She doesn't know how long she will work there or what she will do next.

Scenario 3: Fareeza loves being an auto driver and plans to drive her whole life. She uses the money she earns to print business cards to gain clients and to upgrade her auto to make it more decorative and comfortable. She also teaches a weekly driving class for women.

Scenario 4: Chandra works as a receptionist to earn money for computer operation classes. After receiving a certificate, Chandra begins work in data entry and is using YouTube videos to learn about website design.

B. Write your own career goal. What do you want to work toward in the long term?

Lesson 80: Weather Forecast

A. Which season is it?

1



Season _____

What makes you say that? _____

2



Season _____

What makes you say that? _____

B.1. Weather Forecast:



Good _____ everyone. I am _____ and I will tell you
about the weather in your city today. In _____, it is the
(city)
_____ season (summer, winter, rainy, spring) and the weather is
_____. (sunny, cloudy, rainy, foggy, windy) It will be
_____ during the day and _____ during the night.
(weather) (weather)

Remember to take your _____ when you go out.
(clothing)

Thank you and have a nice day.



Building ethical, productive mindsets and core employability skills

“The mediocre teacher tells. The good teacher explains. The superior teacher demonstrates. The great teacher inspires.”

William A. Ward

“Success is the ability to go from failure to failure without losing your enthusiasm.”

Winston Churchill

“Every child deserves a champion - an adult who will never give up on them, who understands the power of connection and insists that they become the best that they can possibly be.”

Rita Pierson

“I cannot teach anybody anything, I can only make them think.”

Socrates

“There are no foolish questions and no man becomes a fool until he has stopped asking questions.”

Charles Proteus Steinmetz

“The secret of getting ahead is getting started. The secret of getting started is breaking your complex overwhelming tasks into small manageable tasks, and then starting on the first one.”

Mark Twain

“Great teacher engineer learning experiences that put students in the driver’s seat and then get out of the way”

Ben Johnson, Educator

“I think it’s very important to have a feedback loop, where you’re constantly thinking about what you’ve done and how you could be doing it better.”

Elon Musk

“Education is what remains after one has forgotten what one has learned in school.”

Albert Einstein

“The will to win, the desire to succeed, the urge to reach your full potential... these are the keys that will unlock the door to personal excellence.”

Confucius

Freedom Employability Academy is a project of AAM Foundation

India: Valmiki Temple One, Vasant Gaon, Near C 8/8 Vasant Vihar, New Delhi 110057

US: 7110 Redwood Boulevard, Suite A, Novato, CA 94945